

# Topological magnons in CrI<sub>3</sub> monolayers: an itinerant fermion description

A. T. Costa<sup>1</sup>, D. L. R. Santos<sup>3</sup>, N. M. R. Peres<sup>1,2</sup>, and J. Fernández-Rossier<sup>1,\*</sup>

<sup>1</sup>*QuantaLab, International Iberian Nanotechnology Laboratory, 4715-330 Braga, Portugal*

<sup>2</sup>*Centro de Física das Universidades do Minho e Porto and Departamento de Física and QuantaLab, Universidade do Minho, Campus de Gualtar, 4710-057 Braga, Portugal*

<sup>3</sup>*Centro Federal de Educação Tecnológica, Itaguaí 23812-101, Rio de Janeiro, Brazil*

(Dated: February 4, 2020)

PACS numbers:

Magnons dominate the magnetic response of the recently discovered<sup>1</sup> insulating ferromagnetic two dimensional crystals such as CrI<sub>3</sub>. Because of the arrangement of the Cr spins in a honeycomb lattice, magnons in CrI<sub>3</sub> bear a strong resemblance with electronic quasiparticles in graphene<sup>2</sup>. Neutron scattering experiments carried out in bulk CrI<sub>3</sub> show the existence of a gap at the Dirac points, that has been conjectured to have a topological nature<sup>3</sup>. Here we propose a theory for magnons in ferromagnetic CrI<sub>3</sub> monolayers based on an itinerant fermion picture<sup>4</sup>, with a Hamiltonian derived from first principles. We obtain the magnon dispersion for 2D CrI<sub>3</sub> with a gap at the Dirac points with the same Berry curvature in both valleys. For CrI<sub>3</sub> ribbons, we find chiral in-gap edge states. Analysis of the magnon wave functions in momentum space further confirms their topological nature. Importantly, our approach does not require to define a spin Hamiltonian, and can be applied to both insulating and conducting 2D materials with any type of magnetic order.

Magnons are the Goldstone modes associated to the breaking of spin rotational symmetry. Therefore, they are the lowest energy excitations of magnetically ordered systems, and their contribution to thermodynamic properties, such as magnetization and specific heat, has been long acknowledged<sup>5,6</sup>. More recently, their role in non-local spin current transport through magnetic insulators has been explored experimentally<sup>7</sup> and there are various proposals to use them for information processing in low dissipation spintronics<sup>8</sup>. In this context, the prediction of topological magnons with chiral edge modes<sup>9–11</sup> opens new horizons in the emerging field of topological magnonics<sup>12</sup>.

The recent discovery of stand-alone 2D crystals with ferromagnetic order down to the monolayer, such as CrI<sub>3</sub><sup>1</sup>, CrGe<sub>2</sub>Te<sub>6</sub><sup>13</sup>, and others<sup>14</sup>, brings magnons to the center of the stage, because of their even more prominent role determining the properties of low dimensional magnets. Actually, an infinite number of magnons would be

created at any finite temperature in 2D magnets, unless magnetic anisotropy or an applied magnetic field breaks spin rotational invariance and opens up a gap at zero momentum<sup>2,15</sup>. Unlike in 3D magnets, the thermodynamic properties of 2D magnets are dramatically affected by the proliferation of magnons. This is the ultimate reason of the very large dependence of the magnetization on the magnetic field in materials with very small magnetic anisotropy, such as CrGe<sub>2</sub>Te<sub>6</sub><sup>13</sup>.

Magnons in CrI<sub>3</sub> attract strong interest and are the subject of some controversy. Experimental probes include inelastic electron tunneling<sup>16</sup> and Raman spectroscopy<sup>17,18</sup>. In the case of bulk CrI<sub>3</sub>, there are also ferromagnetic resonance<sup>19</sup> and inelastic neutron scattering experiments<sup>3</sup>. Only the latter can provide access to the full dispersion curves  $E(k) = \hbar\omega(k)$ . There is a consensus that there are two magnon branches, expected in a honeycomb lattice with two magnetic atoms per unit cell. The lower branch has a finite minimum energy,  $\Delta_\Gamma$ , at the zone center  $\Gamma$ . This energy represents the minimal energy cost to create a magnon and plays thereby a crucial role. Different experiments provide radically different values for  $\Delta_\Gamma$ , ranging from a fraction of meV to 9 meV<sup>17</sup>. This quantity is related to the crystalline magnetic anisotropy energy that, according both to Density Functional Theory (DFT) calculations<sup>2,20</sup> and multi-reference methods<sup>21</sup>, is in the range of 1 meV.

Inelastic Neutron scattering also shows<sup>3</sup> that, for bulk CrI<sub>3</sub>, the two branches of the magnon dispersions are separated by a gap. The minimum energy splitting occurs at the  $K$  and  $K'$  points of the magnon Brillouin zone. As in the case of other excitations in a honeycomb lattice with inversion symmetry, such as electrons and phonons, one could expect a degeneracy of the two branches at the Dirac cone, giving rise to Dirac magnons<sup>22</sup>. Interestingly, second neighbour Dzyaloshinskii-Moriya (DM) interactions are not forbidden by symmetry in the CrI<sub>3</sub> honeycomb lattice, and are known to open a topological gap<sup>11</sup>, on account of mapping of ferromagnetic magnons with second neighbour DM in the honeycomb lattice into the Haldane Hamiltonian<sup>23</sup>.

The description of magnons in magnetic 2D crystals has been exclusively based in the definition of generalized Heisenberg spin Hamiltonians with various anisotropy terms, such as single ion and XXZ exchange<sup>2</sup>, Kitaev<sup>24</sup>, DM<sup>11</sup>. Once a given Hamiltonian is defined, the calculation of the spin waves is relatively straightforward, using

---

\*On leave from Departamento de Física Aplicada, Universidad de Alicante, 03690 San Vicente del Raspeig, Spain.

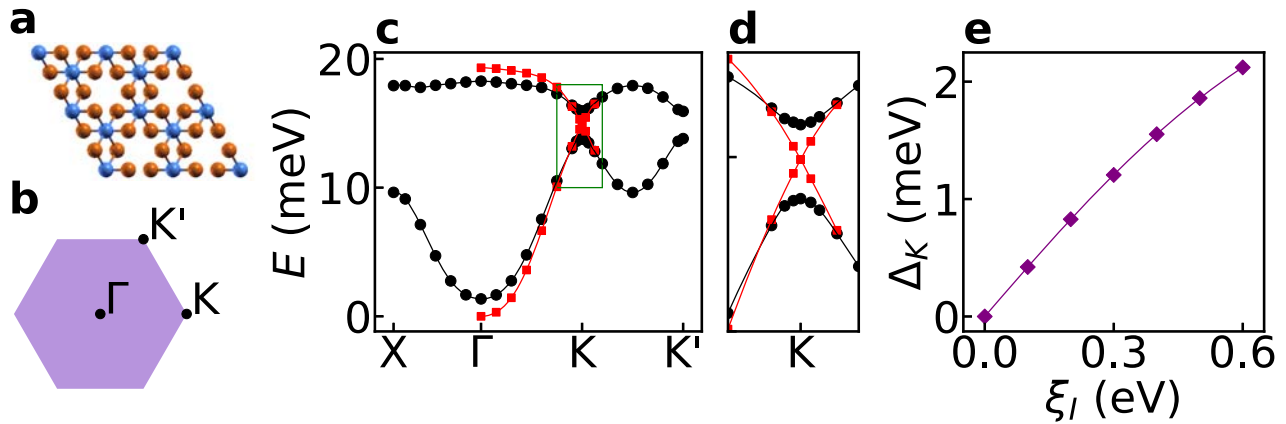


FIG. 1: **Energy dispersion magnons in CrI<sub>3</sub> monolayer.** **a**, Crystal structure of CrI<sub>3</sub> (top view, Cr atoms in blue, I atoms in orange). **b**, Brillouin zone, with high symmetry points. **c**, Energy dispersion of magnons for 2D CrI<sub>3</sub> monolayer, obtained from the poles of the spin susceptibility tensor, computed for a ferromagnetic ground state (black circles). The data for the red squares were obtained from a calculation where the SOC strength at the I atoms has been set to zero. **(d)** Zoom into the topological gap (the region marked by a green rectangle in panel c). In the absence of SOC the magnon modes are degenerate at  $K$ , as evidenced by the red squares. **(e)** Size of the topological gap as a function of the SOC strength in the iodine atoms.

linear spin wave theory based on Holstein-Primakoff representation of the spin operators<sup>25</sup>. The energy scales associated to these terms can be obtained both from fitting to DFT calculations of magnetic configurations with various spin arrangements<sup>2</sup> as well as to some experiments<sup>3</sup>. However, this method faces two severe limitations. First, the symmetry and range of the interactions that have to be included in the spin Hamiltonian, are not clear a priori. Second, in order to determine  $N$  energy constants,  $N + 1$  DFT calculations forcing a ground state with a different magnetic arrangement are necessary and the values so obtained can depend on the ansatz for the Hamiltonian.

Here we circumvent this methodological bottleneck and describe magnons directly from an itinerant fermion model derived from first principles calculations. Our approach, that has been extensively used to describe magnons in itinerant magnets<sup>26,27</sup>, is carried out in five steps. First, we compute the electronic structure of the material using DFT in the generalized gradient approximation (GGA), without taking either spin polarization or spin orbit coupling (SOC) into account. Second, we derive a tight-binding model with  $s, p, d$  shells in Cr and  $s$  and  $p$  shells in Iodine. The electronic bands obtained from this Hamiltonian are identical to those calculated from DFT (see methods for details). In the third step we include both SOC in Cr and I as well as on-site intra-atomic Coulomb repulsion in the Cr  $d$ . The resulting model is solved in a self-consistent mean field approximation<sup>27</sup>. The strength of the Coulomb repulsion is chosen to reproduce the DFT magnetic moment per Cr atom, and the strength of the spin-orbit coupling is taken from the literature<sup>28</sup>. In the fourth step we compute the generalized spin susceptibility tensor  $\chi(\vec{q}, \omega)$  in the random phase approximation (RPA). In the final step we

find the poles of the spin susceptibility tensor in the  $(\omega, \vec{q})$  space, that define the dispersion relation  $E_n(\vec{q}) = \hbar\omega_n(\vec{q})$  of the magnon modes, where  $n$  labels the different modes.

The 2D CrI<sub>3</sub> magnon dispersion along the high symmetry directions of the Brillouin zone (BZ) are shown in figure 1, calculated both with and without spin orbit coupling,  $\xi_I$ . As expected for a unit cell with two magnetic atoms, we find two branches of magnons. At the  $\Gamma$  point, spin orbit coupling opens up a gap  $\Delta_\Gamma$ , as expected<sup>2</sup>. At the  $K$  and  $K'$  points, the two magnon branches form Dirac cones when  $\xi_I = 0$ , but a gap  $\Delta_{K,K'}$  opens up, whose magnitude is an increasing function of the iodine spin orbit coupling.

In order to assess the topological nature of the gap at  $K$  and  $K'$  points, we first examine the wave functions for the two modes along the  $\Gamma - K - K'$  line. The magnon wave functions can be written as linear combinations of spin flips across the Cr honeycomb lattice, with weights  $c_A$  and  $c_B$  on the  $A$  and  $B$  triangular sublattices:

$$|\Psi_n(\vec{q})\rangle = \sum_{\vec{R}} \left[ c_A(n, \vec{q})|A, \vec{R}\rangle + c_B(n, \vec{q})|B, \vec{R}\rangle \right] e^{i\vec{q}\cdot\vec{R}} \quad (1)$$

where  $n$  labels the branch. A distinctive feature of topological quasiparticles in the honeycomb lattice<sup>23,29</sup> is the *braiding* in momentum space of the sublattice components. In panels a and b of figure 2 we plot the coefficients  $c_A(n, \vec{q})$  and  $c_B(n, \vec{q})$ , obtained from our itinerant fermion model, as  $\vec{q}$  traces the high symmetry directions of the magnon Brillouin zone. As  $\vec{q}$  goes from  $K$  to  $K'$ , for a given  $n$ ,  $(c_A, c_B)$  behaves as a spinor that goes from the north to the south pole, with the reverse behaviour for the other branch, exactly as in the Haldane model. We have verified that this pattern is reversed if the off-plane magnetization changes sign.

Topological magnons have a finite Berry curvature that

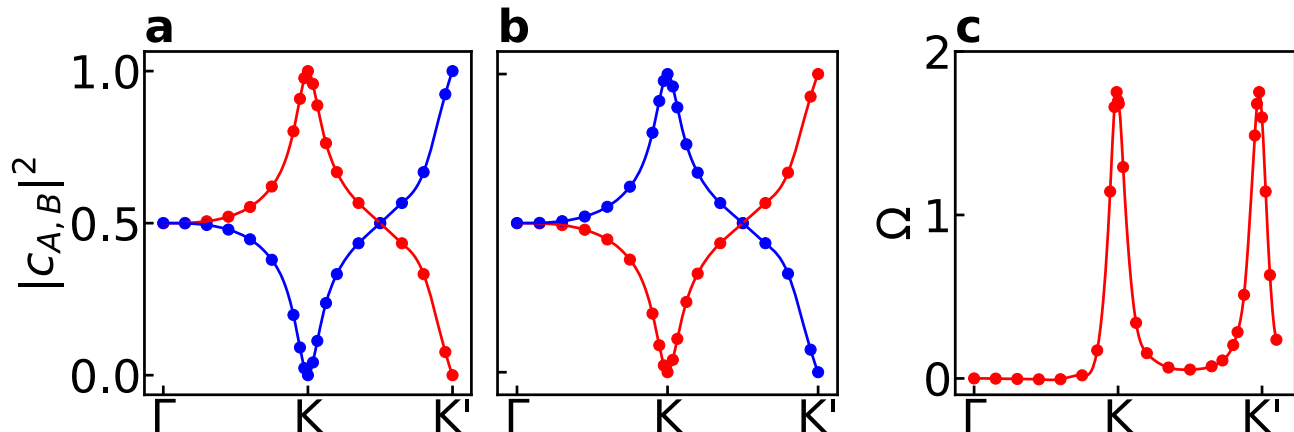


FIG. 2: **Analysis of the magnon wave function coefficients (eq. 1) for a  $\text{CrI}_3$  monolayer.** Coefficients  $c_A$  and  $c_B$  for lower (a) and higher (b) energy branch along the  $\Gamma, K, K'$  line in the Brillouin zone. It is apparent that at the Dirac points  $K, K'$ , the spinor is sublattice polarized: the sign of the polarization changes as we change either the branch or the mode, following a braiding pattern, exactly like in the Haldane model. c, Berry curvature, for both magnon branches, along the  $\Gamma, K, K'$  line in the Brillouin zone. For a given branch, the Berry curvature has the same sign in both valleys, that give the dominant contribution. The sign of the Berry curvature is opposite for both branches. Thus, the integrated Berry curvature is clearly finite, with opposite signs for the 2 branches.

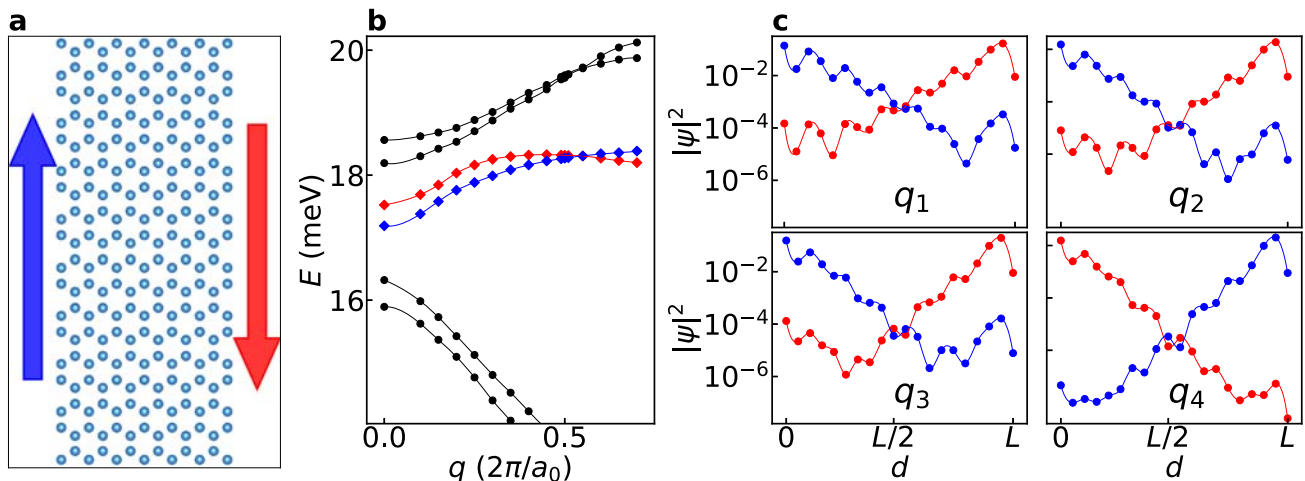


FIG. 3: **Magnons in  $\text{CrI}_3$  nanoribbon.** a, sketch of the Cr sites of the ribbon unit cell. The iodine sites are not shown, for clarity. b, Dispersion of the ribbon magnons, zoomed at the energy of the Dirac gap. The data highlighted in red and blue belong to the edge modes. c, Probability density for the edge modes as a function of the distance  $d$  from the left edge of the ribbon, for various wave vectors:  $q_1 = 0.40$ ,  $q_2 = 0.50$ ,  $q_3 = 0.55$ ,  $q_4 = 0.60$ , in units of  $2\pi/a_0$ . The colors match those for the corresponding branches in b.

leads to non-zero Chern number when integrated over the entire BZ<sup>9-11</sup>. In figure 2c we show the Berry curvature along the high symmetry line  $\Gamma$ - $K$ - $K'$  in the Brillouin zone (see supplementary material). The Berry curvature of a given mode peaks at the  $K$  and  $K'$  valleys, with the same sign. Therefore, we expect a non-zero Chern number and hence the existence of in-gap chiral edge modes.<sup>32</sup>

Our calculations (Fig. 1e) give strong evidence that the topological gap is driven by the spin orbit coupling of iodine. Thus, the finite Berry curvature has to be produced by inter-atomic exchange mediated by the ligand.

A very likely candidate is second neighbour DM interactions, that are known to result in topological magnons in honeycomb ferromagnets<sup>11</sup>.

We now address the case of magnons in a  $\text{CrI}_3$  ribbon, using the itinerant fermion description, in order to look for topological edge states. We consider a ribbon where the edge Cr atoms form an armchair pattern, to avoid non-topological modes that arise at zigzag edges. The unit cell used in the calculations has 40 Cr atoms, wide enough to prevent cross-talk between edges. Therefore, for a given value of the longitudinal

wave vector  $q$ , there are 40 magnon modes. In order to avoid an extremely heavy calculation, we use the bulk fermionic tight-binding parameters for the ribbon, neglecting thereby changes in the electronic structure that may arise at the edges. As a result, the obtained value of  $\Delta_{\Gamma}$  for the ribbon is  $\sim 1$  meV higher.

A zoom of the resulting energy dispersion, around the Dirac energy, is shown in figure 3b. The red and blue diamonds indicate modes that are exponentially localized at either edge of the ribbon, as shown in figure 3c. Our results strongly indicate the existence of localized modes at the  $\text{CrI}_3$  edges, across the entire one dimensional BZ. Around the Dirac point these edge modes are chiral, and their energy is inside the gap. Away from the Dirac point their dispersions are not linear due to the presence of long range exchange.

The topological nature of  $\text{CrI}_3$  magnons entails two consequences. First, as a result of the finite Berry cur-

vature, magnons contribute to the thermal Hall conductivity at zero magnetic field<sup>30</sup>. Second, a specific consequence of the quantized Chern number is the existence of edge modes. Our calculations show they have narrow spectral features. Therefore, their existence could be confirmed by inelastic electron tunnel spectroscopy carried out with a scanning probe<sup>31</sup> to determine the local density of states of spin excitations with atomic resolution.

Our method to obtain the magnons directly from a microscopic electronic Hamiltonian derived from ab initio calculations is widely applicable to 2D materials and their heterostructures. The method can also be used to obtain spin excitations from non-collinear and non-coplanar ground states and to examine the stability of competing states, which can prove extremely useful in unveiling the nature of the magnetic ground state of Kitaev materials such as  $\alpha\text{-RuCl}_3$ .

- 
- <sup>1</sup> B. Huang, G. Clark, E. Navarro-Moratalla, D. R. Klein, R. Cheng, K. L. Seyler, D. Zhong, E. Schmidgall, M. A. McGuire, D. H. Cobden, W. Yao, D. Xiao, P. Jarillo-Herrero, and X. Xu, *Nature* **546**, 270 (2017).
- <sup>2</sup> J. L. Lado and J. Fernández-Rossier, *2D Materials* **4**, 035002 (2017).
- <sup>3</sup> L. Chen, J.-H. Chung, B. Gao, T. Chen, M. B. Stone, A. I. Kolesnikov, Q. Huang, and P. Dai, *Phys. Rev. X* **8**, 041028 (2018).
- <sup>4</sup> T. Izuyama, D.-J. Kim, and R. Kubo, *Journal of the Physical Society of Japan* **18**, 1025 (1963).
- <sup>5</sup> F. Bloch, *Zeitschrift für Physik* **61**, 206 (1930).
- <sup>6</sup> C. Herring and C. Kittel, *Phys. Rev.* **81**, 869 (1951).
- <sup>7</sup> K. Uchida, J. Xiao, H. Adachi, J.-i. Ohe, S. Takahashi, J. Ieda, T. Ota, Y. Kajiwara, H. Umezawa, H. Kawai, *et al.*, *Nature materials* **9**, 894 (2010).
- <sup>8</sup> A. Chumak, V. Vasyuchka, A. Serga, and B. Hillebrands, *Nature Physics* **11**, 453 (2015).
- <sup>9</sup> R. Shindou, R. Matsumoto, S. Murakami, and J.-i. Ohe, *Physical Review B* **87**, 174427 (2013).
- <sup>10</sup> A. Roldán-Molina, A. Nunez, and J. Fernández-Rossier, *New Journal of Physics* **18**, 045015 (2016).
- <sup>11</sup> S. Owerre, *Journal of Applied Physics* **120**, 043903 (2016).
- <sup>12</sup> X. S. Wang, H. W. Zhang, and X. R. Wang, *Phys. Rev. Applied* **9**, 024029 (2018).
- <sup>13</sup> C. Gong, L. Li, Z. Li, H. Ji, A. Stern, Y. Xia, T. Cao, W. Bao, C. Wang, Y. Wang, *et al.*, *Nature* **546**, 265 (2017).
- <sup>14</sup> C. Gong and X. Zhang, *Science* **363**, eaav4450 (2019).
- <sup>15</sup> N. D. Mermin and H. Wagner, *Phys. Rev. Lett.* **17**, 1133 (1966).
- <sup>16</sup> D. R. Klein, D. MacNeill, J. L. Lado, D. Soriano, E. Navarro-Moratalla, K. Watanabe, T. Taniguchi, S. Manni, P. Canfield, J. Fernández-Rossier, *et al.*, *Science* **360**, 1218 (2018).
- <sup>17</sup> W. Jin, H. H. Kim, Z. Ye, S. Li, P. Rezaie, F. Diaz, S. Siddiq, E. Wauer, B. Yang, C. Li, *et al.*, *Nature communications* **9**, 1 (2018).
- <sup>18</sup> J. Cenker, B. Huang, N. Suri, P. Thijssen, A. Miller, T. Song, T. Taniguchi, K. Watanabe, M. A. McGuire, D. Xiao, *et al.*, arXiv preprint arXiv:2001.07025 (2020).
- <sup>19</sup> I. Lee, F. G. Utermohlen, D. Weber, K. Hwang, C. Zhang, J. van Tol, J. E. Goldberger, N. Trivedi, and P. C. Hammel, *Phys. Rev. Lett.* **124**, 017201 (2020).
- <sup>20</sup> D. Torelli and T. Olsen, arXiv preprint arXiv:1912.05230 (2019).
- <sup>21</sup> M. Pizzochero, R. Yadav, and O. V. Yazyev, arXiv preprint arXiv:1911.12150 (2019).
- <sup>22</sup> S. S. Pershoguba, S. Banerjee, J. C. Lashley, J. Park, H. Ågren, G. Aeppli, and A. V. Balatsky, *Phys. Rev. X* **8**, 011010 (2018).
- <sup>23</sup> F. D. M. Haldane, *Phys. Rev. Lett.* **61**, 2015 (1988).
- <sup>24</sup> A. Kitaev, *Annals of Physics* **321**, 2 (2006), january Special Issue.
- <sup>25</sup> T. Holstein and H. Primakoff, *Physical Review* **58**, 1098 (1940).
- <sup>26</sup> A. T. Costa, R. B. Muniz, and D. L. Mills, *Phys. Rev. B* **74**, 214403 (2006).
- <sup>27</sup> A. T. Costa, R. B. Muniz, S. Lounis, A. B. Klautau, and D. L. Mills, *Phys. Rev. B* **82**, 014428 (2010).
- <sup>28</sup> M. Montalti, A. Credi, L. Prodi, and M. Teresa Gandolfi, *Handbook of Photochemistry* (CRC Press, Boca Raton, 2006).
- <sup>29</sup> C. L. Kane and E. J. Mele, *Phys. Rev. Lett.* **95**, 226801 (2005).
- <sup>30</sup> H. Katsura, N. Nagaosa, and P. A. Lee, *Phys. Rev. Lett.* **104**, 066403 (2010).
- <sup>31</sup> A. Spinelli, B. Bryant, F. Delgado, J. Fernández-Rossier, and A. F. Otte, *Nature materials* **13**, 782 (2014).
- <sup>32</sup> Because of the very large computational cost, we have not tried a complete integration of the BZ.

## Acknowledgments

We acknowledge useful discussions with M. Costa, R. B. Muniz, A. Molina-Sánchez and D. Soriano. N. M. R. P. acknowledges support from the European Commission through the project "Graphene-Driven Revolutions in ICT and Beyond" (Ref. No.

785219), and the Portuguese Foundation for Science and Technology (FCT) in the framework of the Strategic Financing UID/FIS/04650/2013, COMPETE2020, PORTUGAL2020, FEDER and the Portuguese Foundation for Science and Technology (FCT) through projects PTDC/FIS-NAN/3668/2013 and POCI-01-0145-FEDER-028114. J. F.-R. acknowledges financial support from FCT UTAPEXPL/NTec/0046/2017 project, as well as Generalitat Valenciana funding Prometeo2017/139 and MINECO Spain (Grant No. MAT2016-78625-C2). D.L.R.S. thankfully acknowledges the use of HPC resources provided by the National Laboratory for Scientific Computing (LNCC/MCTI, Brazil). A.T.C. thankfully acknowledges the use of computer resources at MareNostrum and the technical support provided by Barcelona Supercomputing Center (RES-FI-2019-2-0034).

## Methods

**Density Functional Theory calculations.** The DFT calculation has been performed with the Quantum Espresso package<sup>1,2</sup>. We employed the PBE functional<sup>3</sup> and the ionic potentials were described through the use of projected augmented wave (PAW) pseudopotentials<sup>4</sup>. The energy cutoff for plane waves was set to 80 Ry. We used a  $25 \times 25 \times 1$  Monkhorst-Pack reciprocal space mesh<sup>5</sup>.

**Fermionic Hamiltonian** We now describe steps 2 and 3 of the method outlined in the main text. The electronic states of the CrI<sub>3</sub> monolayer are described by a model Hamiltonian

$$H = H_0 + H_I + H_{\text{SOC}} \quad (2)$$

The first term, describing the tight-binding Hamiltonian for  $s, p, d$  orbitals in Cr and  $s, p$  orbitals in I is given by

$$H_0 = \sum_{l'l'} \sum_{\mu\mu'} \sum_{\sigma} T_{l'l'}^{\mu\mu'} a_{l\mu\sigma}^\dagger a_{l'\mu'\sigma}, \quad (3)$$

The hopping matrix  $T_{l'l'}^{\mu\mu'}$  is extracted by the pseudo atomic orbital projection method<sup>6–10</sup>. The method consists in projecting the Hilbert space spanned by the plane waves onto a compact subspace composed of the pseudo atomic orbitals (PAO). These PAO functions are naturally built into the pseudo potential used in the DFT calculation. The bands obtained from this tight-binding model, are identical with those obtained from the spin un-polarized DFT calculation (see suppl. mat. figure S1).

In the third step of the method, we add both a screened Coulomb repulsion term,

$$H_I = \sum_l \sum_{\mu\mu'\nu\nu'} \sum_{\sigma\sigma'} I^{\mu\mu'\nu\nu'} a_{l\mu\sigma}^\dagger a_{l\mu'\sigma'}^\dagger a_{l\nu'\sigma'} a_{l\nu\sigma}, \quad (4)$$

and a local spin-orbit coupling (SOC) term,

$$H_{\text{SOC}} = \sum_l \sum_{\mu\mu'} \sum_{\sigma\sigma'} \xi_l \langle R_l \mu \sigma | \vec{L} \cdot \vec{s} | R_l \mu' \sigma' \rangle a_{l\mu\sigma}^\dagger a_{l\mu'\sigma'}. \quad (5)$$

The screened Coulomb repulsion matrix elements  $I^{\mu\mu'\nu\nu'}(R_l)$  are approximated by a single parameter form, which is qualitatively equivalent to taking a spherically symmetric average of the interaction potential<sup>11</sup>,

$$I^{\mu\mu'\nu\nu'}(R_l) = I(R_l) \delta_{\mu\nu'} \delta_{\mu'\nu}. \quad (6)$$

We further assume the repulsion between electrons in  $s$  and  $p$  orbitals is negligible. Thus, only electrons occupying  $d$  orbitals at Cr atoms suffer electron-electron repulsion.

The spin-polarized ground-state of the system is obtained within a self-consistent mean-field approximation, in which all three components of the magnetization of each Cr atom within the unit cell are treated as independent variables.

**Fermionic Spin susceptibility in the RPA approximation.** The magnon energies are associated with the poles of the frequency-dependent transverse spin susceptibility,

$$\chi^{+-}(R_l, R_{l'}, \omega) \equiv \int_{-\infty}^{\infty} dt e^{i\omega t} \chi^{+-}(R_l, R_{l'}, t), \quad (7)$$

where

$$\chi^{+-}(R_l, R_{l'}, t) \equiv -i\theta(t-t') \langle [S_l^+(t), S_{l'}^-(0)] \rangle, \quad (8)$$

and

$$S_l^+ \equiv \sum_{\mu} a_{l\mu\uparrow}^\dagger a_{l\mu\downarrow}. \quad (9)$$

$a_{l\mu\sigma}^\dagger$  is the creation operator for an atomic-like orbital  $\mu$  at site  $R_l$  with spin  $\sigma = \uparrow, \downarrow$ . The angular brackets  $\langle \dots \rangle$  represent a thermal average over the grand-canonical ensemble. The double time Green function  $\chi^{+-}(R_l, R_{l'}, t)$  defined in equation 8 can be interpreted as the propagator for localized spin excitations created by the operator  $S_{l'}^-$ . In a system with translation invariance, its reciprocal space counterpart can be readily interpreted as the propagator for magnons with well-defined wave vector.

The transverse spin susceptibility is calculated within a time-dependent mean-field approximation, which is equivalent to summing up all ladder diagrams in the perturbative series for  $\chi^{+-}$ . These are the same Feynman diagrams that enter into time-dependent density functional theory. In the presence of SOC, however, the transverse susceptibility becomes coupled to other three susceptibilities, which are related to longitudinal fluctuations of the spin density and fluctuations of the charge density. Thus, it becomes necessary to solve simultaneously the equations of motion for the four susceptibilities<sup>12</sup>.

**Berry curvature calculation.** The Berry phase associated to a closed contour  $C$  in the momentum space  $\vec{k}$  is given by<sup>13</sup>:

$$\gamma_n = i \oint_C \vec{\mathcal{A}}_n(\vec{k}) \cdot d\vec{k} = -\text{Im} \int_S \vec{\mathcal{B}}(\vec{k}) dS \quad (10)$$

where  $\vec{\mathcal{A}}_n(\vec{k}) \equiv \langle \Psi_n(\vec{k}) | \nabla_{\vec{k}} \Psi_n(\vec{k}) \rangle$  is the Berry connection and  $\vec{\mathcal{B}}_n(\vec{k}) = \nabla \times \vec{\mathcal{A}}(\vec{k})$  is the Berry curvature.

An efficient way to compute the Berry curvature at a given point  $\vec{k}_0$  is to compute the Berry phase in a infinitesimal loop in the plane  $(k_x, k_y)$ <sup>14</sup>. We parametrize the line integral with the variable  $\theta$ ,

$$\gamma_n = i \oint \langle \Psi_n(\theta) | \frac{\partial \Psi_n(\theta)}{\partial \theta} \rangle d\theta. \quad (11)$$

Now we note that the argument of the integral has to be purely imaginary, since  $\frac{\partial \langle \Psi_n(\theta) | \Psi_n(\theta) \rangle}{\partial \theta} = 0$ . We thus have:

$$\gamma_n = -\text{Im} \oint \langle \Psi_n(\theta) | \frac{\partial \Psi_n(\theta)}{\partial \theta} \rangle d\theta. \quad (12)$$

We discretize the integral and the derivative:

$$\gamma_n \simeq -\text{Im} \sum_{j=1,N} \langle \Psi_n(\theta) | \frac{\Psi_n(\theta_j + \Delta\theta) - \Psi_n(\theta_j)}{\Delta\theta} \rangle \Delta\theta \quad (13)$$

We expand this expression:

$$\gamma_n \simeq -\text{Im} \sum_{j=1,N} (\langle \Psi_n(\theta) | \Psi_n(\theta_j + \Delta\theta) \rangle - 1). \quad (14)$$

Now we use the fact that the overlap is close to 1 so that  $\epsilon = (\langle \Psi_n(\theta) | \Psi_n(\theta_j + \Delta\theta) \rangle - 1)$  is a small number. We use the expression  $\log(1 + \epsilon) \simeq \epsilon$  and write:

$$\gamma_n \simeq i \sum_{j=1,N} \log(\langle \Psi_n(\theta) | \Psi_n(\theta_j + \Delta\theta) \rangle). \quad (15)$$

Now we use  $\sum_i \log f_j = \log(\prod_j f_j)$  to write:

$$\gamma_n \simeq -\text{Im} \log \prod_j (\langle \Psi_n(\theta) | \Psi_n(\theta_j + \Delta\theta) \rangle). \quad (16)$$

This expression is convenient for numerical evaluation, because random phases are eliminated, as all states

appear twice as conjugated pairs. Therefore, random phases that inevitably occur in the numerical diagonalizations are cancelled.

We now consider an infinitesimal loop of area  $\frac{1}{2}(\Delta k)^2$  formed by 3 points,  $\vec{k}_0$ ,  $\vec{k}_1 = \vec{k}_0 + (\Delta k, 0)$ ,  $\vec{k}_2 = \vec{k}_0 + (0, \Delta k)$ . We now introduce the notation for the overlap

$$O_{i,j} \equiv \langle \Psi_n(\vec{k}_i) | \Psi_n(\vec{k}_j) \rangle \quad (17)$$

to write the Berry phase in the loop as

$$\gamma(\vec{k}_0) \simeq -\text{Im} \log(O_{0,1}O_{1,2}O_{2,0}) = \mathcal{B}(\vec{k}_0) \frac{1}{2}(\Delta k)^2. \quad (18)$$

Thus, the Berry curvature is obtained as:

$$\mathcal{B}(\vec{k}_0) = -\frac{2}{(\Delta k)^2} \text{Im} \log(O_{0,1}O_{1,2}O_{2,0}). \quad (19)$$

- 
- <sup>1</sup> P. Giannozzi, S. Baroni, N. Bonini, M. Calandra, R. Car, C. Cavazzoni, D. Ceresoli, G. L. Chiarotti, M. Cococcioni, I. Dabo, A. D. Corso, S. de Gironcoli, S. Fabris, G. Fratesi, R. Gebauer, U. Gerstmann, C. Gougoussis, A. Kokalj, M. Lazzeri, L. Martin-Samos, N. Marzari, F. Mauri, R. Mazzarello, S. Paolini, A. Pasquarello, L. Paulatto, C. Sbraccia, S. Scandolo, G. Sclauzero, A. P. Seitsonen, A. Smogunov, P. Umari, and R. M. Wentzcovitch, *Journal of Physics: Condensed Matter* **21**, 395502 (2009).
- <sup>2</sup> P. Giannozzi, O. Andreussi, T. Brumme, O. Bunau, M. B. Nardelli, M. Calandra, R. Car, C. Cavazzoni, D. Ceresoli, M. Cococcioni, N. Colonna, I. Carnimeo, A. D. Corso, S. de Gironcoli, P. Delugas, R. A. DiStasio, A. Ferretti, A. Floris, G. Fratesi, G. Fugallo, R. Gebauer, U. Gerstmann, F. Giustino, T. Gorni, J. Jia, M. Kawamura, H.-Y. Ko, A. Kokalj, E. Küçükbenli, M. Lazzeri, M. Marsili, N. Marzari, F. Mauri, N. L. Nguyen, H.-V. Nguyen, A. O. de-la Roza, L. Paulatto, S. Poncé, D. Rocca, R. Sabatini, B. Santra, M. Schlipf, A. P. Seitsonen, A. Smogunov, I. Timrov, T. Thonhauser, P. Umari, N. Vast, X. Wu, and S. Baroni, *Journal of Physics: Condensed Matter* **29**, 465901 (2017).
- <sup>3</sup> J. P. Perdew, K. Burke, and M. Ernzerhof, *Phys. Rev. Lett.* **77**, 3865 (1996).
- <sup>4</sup> G. Kresse and D. Joubert, *Phys. Rev. B* **59**, 1758 (1999).
- <sup>5</sup> H. J. Monkhorst and J. D. Pack, *Phys. Rev. B* **13**, 5188 (1976).
- <sup>6</sup> L. A. Agapito, A. Ferretti, A. Calzolari, S. Curtarolo, and M. Buongiorno Nardelli, *Phys. Rev. B* **88**, 165127 (2013).
- <sup>7</sup> L. A. Agapito, S. Curtarolo, and M. Buongiorno Nardelli, *Phys. Rev. X* **5**, 011006 (2015).
- <sup>8</sup> L. A. Agapito, S. Ismail-Beigi, S. Curtarolo, M. Fornari, and M. B. Nardelli, *Phys. Rev. B* **93**, 035104 (2016).
- <sup>9</sup> L. A. Agapito, M. Fornari, D. Ceresoli, A. Ferretti, S. Cur-

tarolo, and M. B. Nardelli, *Phys. Rev. B* **93**, 125137 (2016).

<sup>10</sup> M. B. Nardelli, F. T. Cerasoli, M. Costa, S. Curtarolo, R. D. Gennaro, M. Fornari, L. Liyanage, A. R. Supka, and H. Wang, *Computational Materials Science* **143**, 462 (2018).

<sup>11</sup> R. Lowde and C. Windsor, *Advances in Physics* **19**, 813 (1970), <https://doi.org/10.1080/00018737000101201>.

<sup>12</sup> A. T. Costa, R. B. Muniz, S. Lounis, A. B. Klautau, and D. L. Mills, *Phys. Rev. B* **82**, 014428 (2010).

<sup>13</sup> M. V. Berry, *Proceedings of the Royal Society of London. A. Mathematical and Physical Sciences* **392**, 45 (1984), <https://royalsocietypublishing.org/doi/pdf/10.1098/rspa.1984.0023>.

<sup>14</sup> A. J. K., O. László, and P. András, *A short course on topological insulators band structure and edge states in one and two dimensions*, Vol. 919 (Springer, 2016).

# Supplementary Material for Topological magnons in CrI<sub>3</sub> monolayers: an itinerant fermion description

A. T. Costa<sup>1</sup>, D. L. R. Santos<sup>3</sup>, N. M. R. Peres<sup>1,2</sup>, and J. Fernández-Rossier<sup>1,\*</sup>

<sup>1</sup>*QuantaLab, International Iberian Nanotechnology Laboratory, 4715-330 Braga, Portugal*

<sup>2</sup>*Centro de Física das Universidades do Minho e Porto and Departamento de Física and QuantaLab, Universidade do Minho, Campus de Gualtar, 4710-057 Braga, Portugal*

<sup>3</sup>*Centro Federal de Educaçao Tecnolgica, Itaguaí 23812-101, Rio de Janeiro, Brazil*

(Dated: February 4, 2020)

PACS numbers:

## DFT AND LCAO BANDS

Here we present the band structure of a CrI<sub>3</sub> monolayer as obtained from the same ab initio calculation from which we extracted the hopping matrix used our the susceptibility calculations. In the original DFT calculation (described in detail in the “Methods” section of the manuscript) spin polarization is suppressed and spin-orbit coupling is turned off. The resulting band structure is shown in figure 1a, together with the bands obtained from the corresponding LCAO hamiltonian. We also show the LCAO band structure after the inclusion of Coulomb repulsion (leading to spin polarization) and spin-orbit coupling (figure 1b). For comparison, we show in panel c of figure 1 the bands obtained from a DFT calculation with SOC and spin polarization.

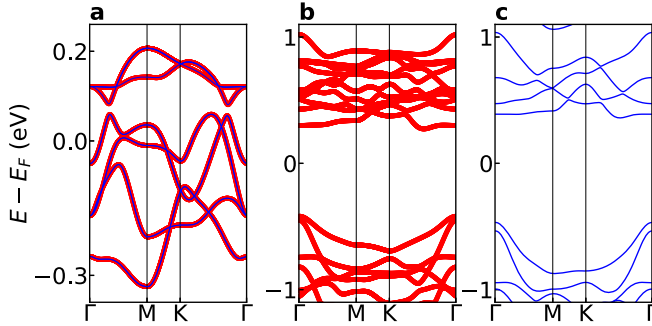


FIG. 1: **Electronic band structure of a CrI<sub>3</sub> monolayer.** (a) The results of a DFT calculation without spin polarization or SOC (solid blue lines) superimposed to the results of a LCAO calculation with a hopping matrix derived from the same DFT calculation. Spin-orbit coupling and spin polarization have been turned off for both calculations.  $E_F$  stands for Fermi energy. (b) LCAO bands after self-consistent mean-field calculation including intra-atomic Coulomb repulsion and spin-orbit coupling. (c) DFT bands with spin polarization and spin-orbit coupling.

## MAGNON NORMAL MODES

In a system lacking periodicity, or with more than one magnetic atom per unit cell, the frequency- (and eventually wave vector-) dependent transverse spin susceptibility can be written as a matrix in atomic site indices,  $\chi_{ll'}^\perp(\omega)$ . There are at least two useful interpretations for this matrix. One originates from its role as a response function in the linear regime, the other is related to its formal similarity to the single-particle Green function of many-body theory.

### $\chi_{ll'}^\perp(\omega)$ as a linear response function

When interpreted as a linear response function the transverse spin susceptibility yields the change in the transverse component of the spin moment  $\delta S_l^+$  at site  $l$  due to a transverse, circularly polarized external field  $b_{l'}$  of frequency  $\omega$  acting on site  $l'$ ,

$$\delta S_l^+ = \sum_{l'} \chi_{ll'}^\perp b_{l'}. \quad (1)$$

We assume the system has  $N$  magnon normal modes, where  $N$  equals the number of non-equivalent magnetic atoms in the system. Each mode ( $m$ ) is characterized by complex amplitudes  $\xi_l^{(m)}$  at the magnetic site  $l$ . A general motion of the transverse components of the spin can be written as a linear combination of the normal modes,

$$\delta S_l^+ = \sum_m \psi_m \xi_l^{(m)}. \quad (2)$$

Now consider an external field whose frequency and complex amplitudes match exactly those of a normal mode,

$$b_l = b_0 \xi_l^{(m)}. \quad (3)$$

In this case, the corresponding change in the transverse spin moment  $\delta S_l^+$  induced by the field should be proportional to the the same normal mode,

$$\delta S_l^+ = \sum_{l'} \chi_{ll'}^\perp(\omega) b_{l'} = s_0 \xi_l^{(m)}. \quad (4)$$

\*On leave from Departamento de Física Aplicada, Universidad de Alicante, 03690 San Vicente del Raspeig, Spain.



Thus,

$$\sum_{l'} \chi_{ll'}^\dagger(\omega) \xi_l^{(m)} = \frac{s_0}{b_0} \xi_l^{(m)}. \quad (5)$$

This shows that the normal modes are the eigenvectors of the susceptibility matrix. In principle, this procedure yields “normal modes” for any arbitrary frequency of the external field. However, the “true” normal modes are the ones for which the system responds resonantly. Thus, we can look at the imaginary part of the eigenvalues of  $\chi_{ll'}^\dagger(\omega)$  as a function of frequency and associate their peaks with the frequencies of the normal modes.

#### $\chi_{ll'}^\dagger(\omega)$ as the magnon single-particle Green function

In order to arrive at this interpretation we can make an analogy with the spin wave theory obtained from the linearized Holstein-Primakoff transformation [1]. There, after linearization, the bosonic operator that represents a spin excitation localized at atomic site  $l$  is  $b_l^\dagger \equiv S_l^-$ . Thus, if we write the definition of the transverse susceptibility replacing  $S_l^+$  by  $b_l$  and  $S_l^-$  by  $b_l^\dagger$ , we arrive at a form that is completely analogous to that of the single particle Green function of many-body theory,

$$\chi_{ll'}^\dagger(\omega) \equiv -i\theta(t) \left\langle \left[ b_l(t), b_{l'}^\dagger(0) \right] \right\rangle. \quad (6)$$

Here,  $\langle \dots \rangle$  is a thermal average (or a ground state average at  $T = 0$ ),  $\theta(t)$  is the Heaviside unit step function. As in the linearized HP transformation, the magnons of our RPA theory are independent particles, described by an effective hamiltonian  $H$  composed only of one-body terms. In that case, it is straightforward to show that the Fourier transform of the single-particle Green functions  $\chi_{ll'}$  are the matrix elements of a matrix  $\chi$  related to the hamiltonian matrix by

$$\chi(E) = (E - \mathbf{H})^{-1}. \quad (7)$$

Thus, the magnon normal modes of the system are the eigenvectors of the susceptibility matrix  $\chi(E^*)$  where  $E^*$  are the magnon energies, associated with the peaks of the imaginary part of the eigenvalues of  $\chi$ .

---

[1] T. Holstein and H. Primakoff, Phys. Rev. **58**, 1098 (1940).