



CENTROALGORITMI


Dados abertos: um paradigma empoderador das
sociedades

Ana Alice Baptista



CENTROALGORITMI

De onde venho?



FCT Fundação para a Ciência e a Tecnologia
MINISTÉRIO DA CIÊNCIA, TECNOLOGIA E ENSINO SUPERIOR Portugal



Centros de Investigação



CENTRO **ALGORITMI**

Investigação interdisciplinar e conhecimento de ponta nas áreas de Tecnologias de Informação e Comunicação, Eletrónica, Computação e Engenharia Industrial e de Sistemas

Tecnologias e Sistemas de Informação (ISTI)


Ciência e Tecnologia da Computação (CST)

Comunicações por Computador e Media Pervasiva (CCPM)

Eletrónica Industrial (EI)

Engenharia e Gestão Industrial (IEM)

Engenharia de Sistemas e Investigação Operacional (SEOR)





Definição

The Open Definition: “Open data and content can be freely used, modified, and shared by anyone for any purpose”



OPEN KNOWLEDGE

SEE HOW DATA CAN CHANGE THE WORLD

A world where knowledge creates power for the many, not the few.

A world where data frees us – to make informed choices about how we live, what we buy and who gets our vote.

A world where information and insights are accessible – and apparent – to everyone.

This is the world we choose.



CENTROALGORITMI

Uma amostra do que já temos



FCT Fundação para a Ciência e a Tecnologia
MINISTÉRIO DA CIÊNCIA, TECNOLOGIA E ENSINO SUPERIOR Portugal



Repositório Científico de Acesso Aberto de Portugal

[Contactos](#) [English](#)



[HOME](#) [PESQUISA AVANÇADA](#) [DIRECTÓRIO](#) [AJUDA](#)

[SUBSCREVER RSS FEED](#)

Encontrados 5031 documentos, a visualizar página 1 de 504

Pesquisa efectuada por "literature review"
Ordenado por **Relevância**

Ordenado por: Relevância Ordem: Descendente

[rss.feed.resultados.pesquisa](#)

[Shopper marketing: a literature review](#)

↳ Silveira, Paulo Duarte; Marreiros, Cristina

Shopper marketing is a recent concept and it has been gaining importance and attention among managers and researchers. Due to its youth and increasing relevance, the purpose of this paper is to analyze, categorize, compile and analyze the existing knowledge concerning shopper marketing. The main finding of this paper is that the literature on shopper marketing is complementary and coherent, and also raises several...

Data: 2014 | Origem: [Repositório Comum](#) [Mais info.](#)

[Posttraumatic growth in the aftermath of trauma: A literature review about rela...](#)

↳ Ramos, Catarina; Leal, Isabel Pereira

Aim: In the face of one traumatic event, individuals may perceive, along with the inherent negative responses, a number of positive changes, which reveal posttraumatic growth. This concept has increased its expression in literature over the years, and it has been recognized that people exposed to highly traumatic events, such as bereavement, war combat, disasters, disease or other stressful or life-threatening ...

Data: 2013 | Origem: [Repositório do ISPA - Instituto Universitário](#) [Mais info.](#)

5031 Resultados

Texto Pesquisado

"literature review"

Refinar resultados

Autor

- Valle, Patrícia Oom do (14)
- Leitão, Nuno Carlos (14)
- Afonso, António (13)
- Mendes, Júlio (12)
- Fonseca, E.M.M. (10)

[Ver mais opções](#)



CENTROALGORITMI



Open Science Framework

Browse ▾

Help ▾



Sign in ▾

Simplified scientific collaboration

Powerful end-to-end support for your research.



FCT Fundação para a Ciência e a Tecnologia
MINISTÉRIO DA CIÊNCIA, TECNOLOGIA E ENSINO SUPERIOR Portugal



OSDC OPEN SCIENCE DATA CLOUD

A Petabyte-scale Scientific Community Cloud

The OSDC enables scientific researchers to easily manage, share, and analyze large datasets.

NEW USERS

RETURNING USERS

What is the OSDC? [-> Watch a Video](#)



WE ARE OPEN

The key challenge of our time is government that citizens cannot access. We work towards a world where governments are proactively open, and citizens proactively participate.





Search ▾


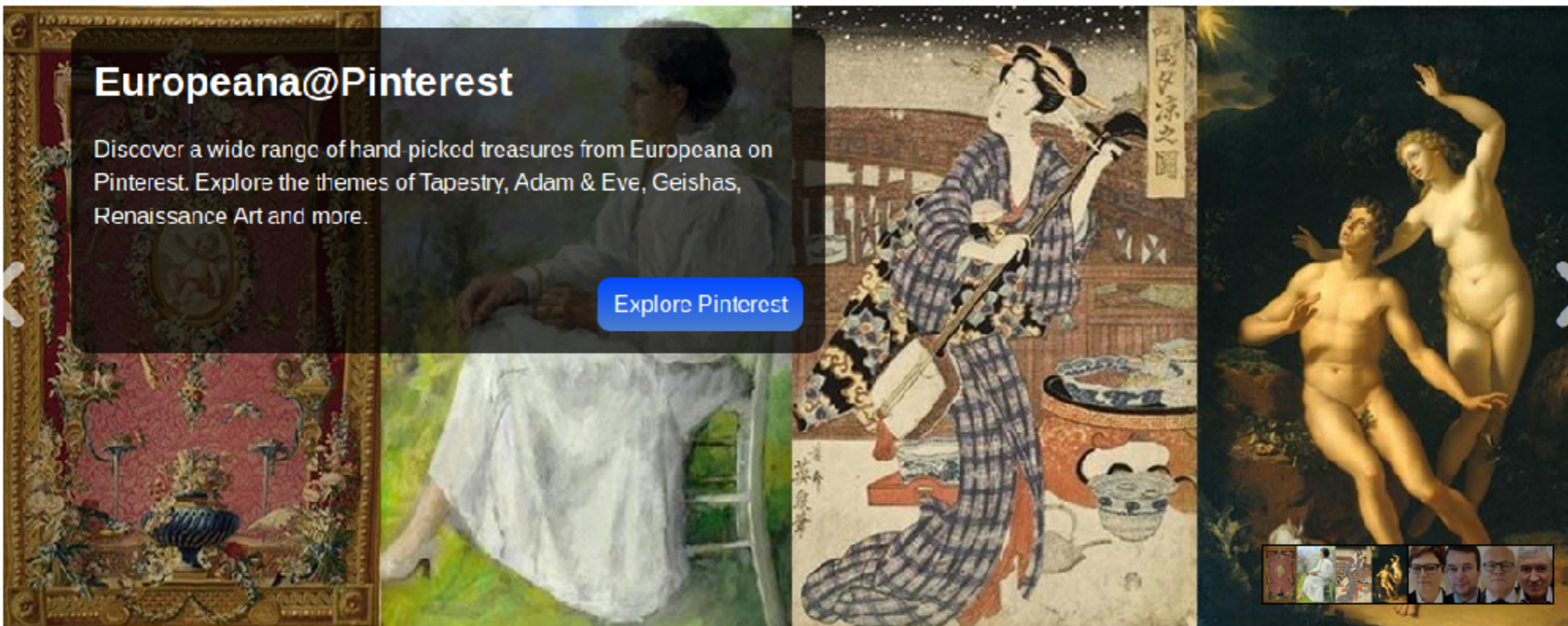
Search

Help

Europeana@Pinterest

Discover a wide range of hand-picked treasures from Europeana on Pinterest. Explore the themes of Tapestry, Adam & Eve, Geishas, Renaissance Art and more.

Explore Pinterest





EUROPEAN DATA PORTAL (BETA)

Search Datasets

[Advanced Search \(SPARQL\)](#)

BETA VERSION

You can access the data tools from here

- [Home](#)
- [What we do](#)
- [Providing Data](#)
- [Using Data](#)
- [Training & Library](#)

Latest News

30/11/2015
Web seminar about Open Data and the use of APIs

30/11/2015
Share PSI 2.0 workshop took place in Berlin

Browse Categories

- Agriculture, Fisheries, Forestry & Foods
- Energy
- Regions & Cities
- Transport
- Economy & Finance



Latest News



30/11/2015
Web seminar about Open Data and the use of APIs



30/11/2015
Share PSI 2.0 workshop took place in Berlin



27/11/2015
Dutch cadaster data to be published as Open Data in 2016

[News Archive](#)

Newsletter



Browse Categories



Agriculture, Fisheries, Forestry & Foods



Energy



Regions & Cities



Transport



Economy & Finance



International Issues



Government & Public Sector



Justice, Legal System & Public Safety



Environment



Education, Culture & Sport



Health



Population & Society



Science & Technology



LATEST NEWS RELEASES



02/12/2015

Industrial producer prices down by 0.3% in euro area

In October 2015, compared with September 2015, industrial producer prices fell by 0.3% in the euro area (EA19) and by 0.2% in the EU28, according to estimates from Eurostat, the statistical office of the European Union. In September 2015 prices decreased by 0.4% in the euro area and by 0.3% in... [more](#)

[See complete list of news releases](#)

Release calendar

2011 Census

LOOKING FOR INFORMATION ON A SPECIFIC TOPIC

General and regional statistics

Economy and finance

Population and social conditions

Industry, trade and services

Agriculture and fisheries

International trade

Transport

Environment and energy

Science and technology

STATISTICS EXPLAINED - ENCYCLOPEDIA OF EU STATISTICS

RECENT PUBLICATIONS

DATA



Most popular tables



Complete database



Apps & Tools

Key figures

Crude birth rate

Population 65+

Life expectancy

Life expectancy

2014, EU

10.1

2014, EU

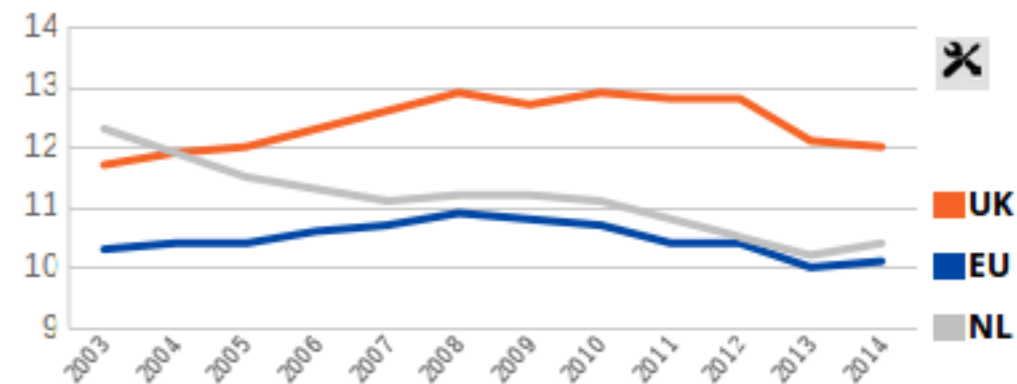
18.5%

2013, EU

83.3

2013, EU

77.8



Number of live births per 1000 inhabitants



CENTROALGORITMI

mais...



FCT Fundação para a Ciência e a Tecnologia
MINISTÉRIO DA CIÊNCIA, TECNOLOGIA E ENSINO SUPERIOR Portugal



Tracking the state of government open data.

97

PLACES IN THE INDEX

Up from 60 in 2013

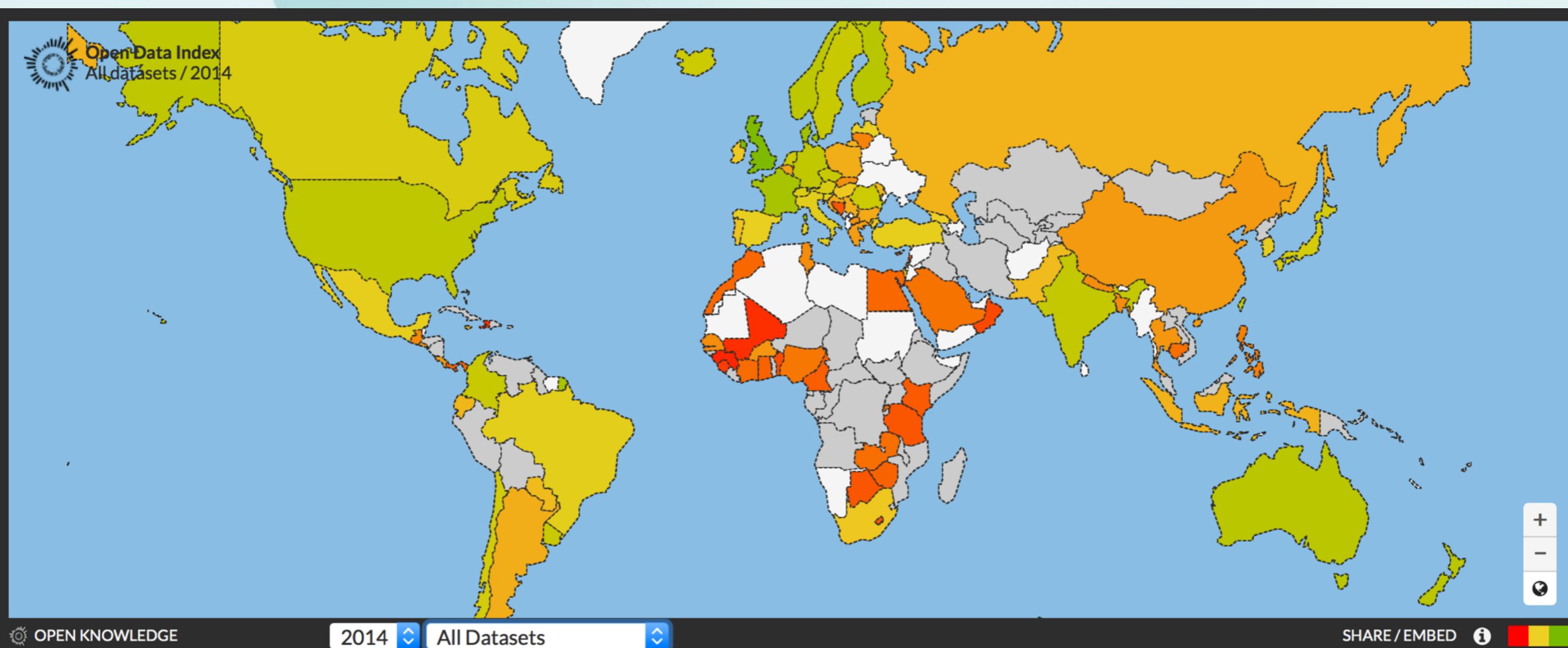
106 of **970**

KEY DATASETS IN THE INDEX ARE OPEN

Up from 87 of 599 in 2013

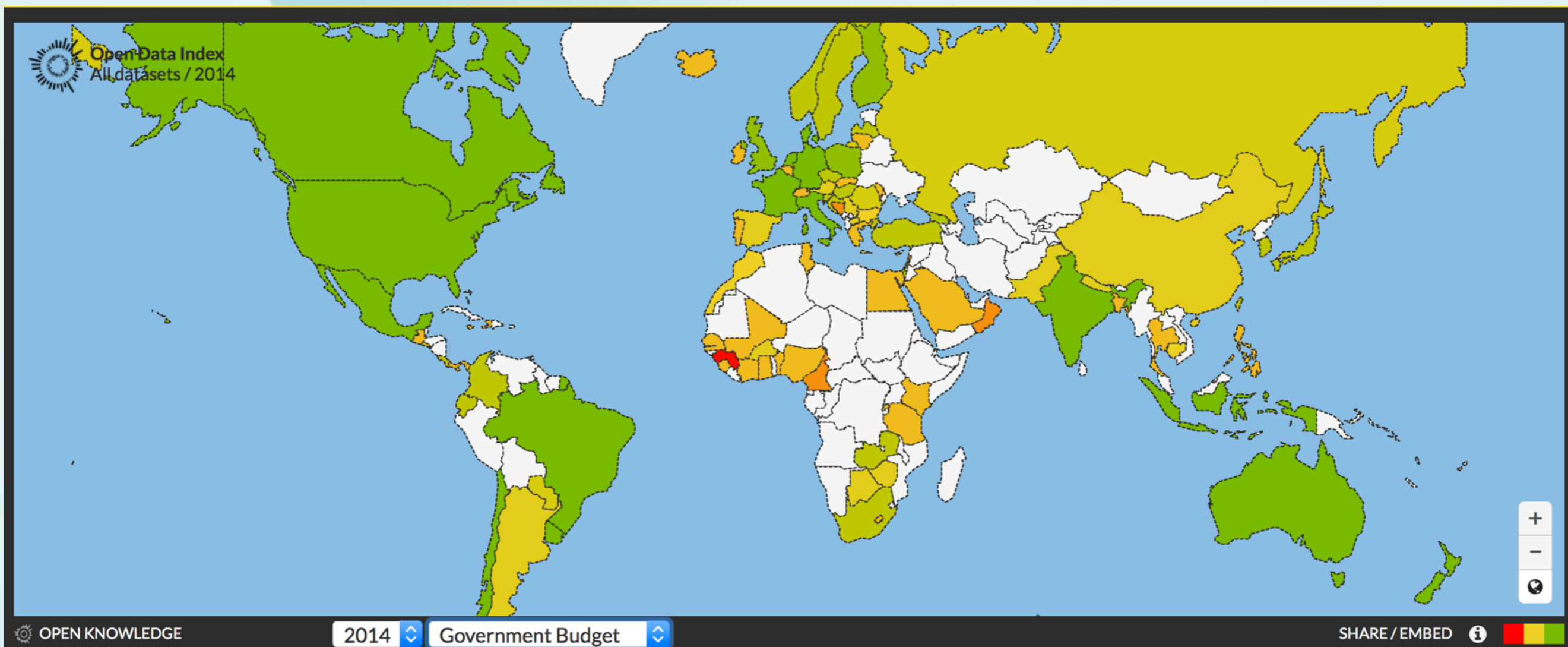
Source: <http://index.okfn.org/>; Date: 2015-07-20

The Open Data Index is an initiative lead by Open Knowledge in conjunction with the global open data community.



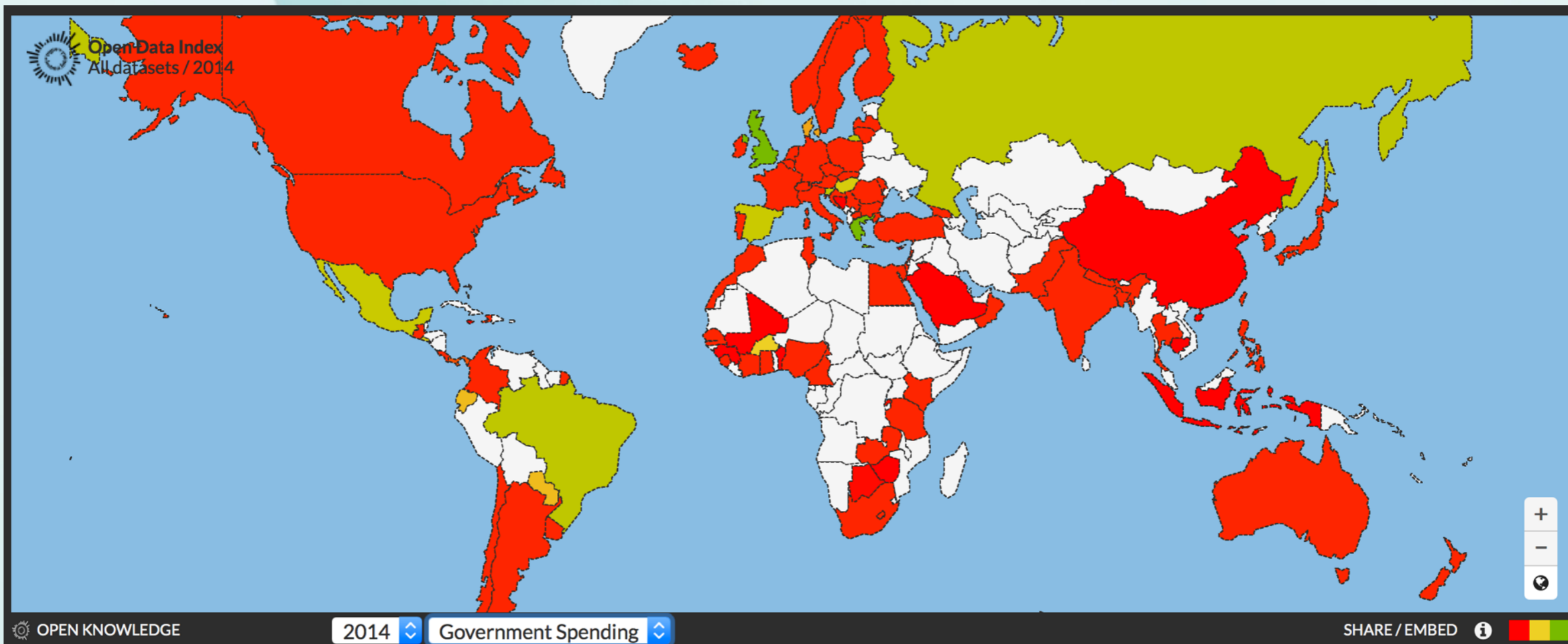
Source: <http://index.okfn.org/>; Date: 2015-07-20

The Open Data Index is an initiative lead by Open Knowledge in conjunction with the global open data community.



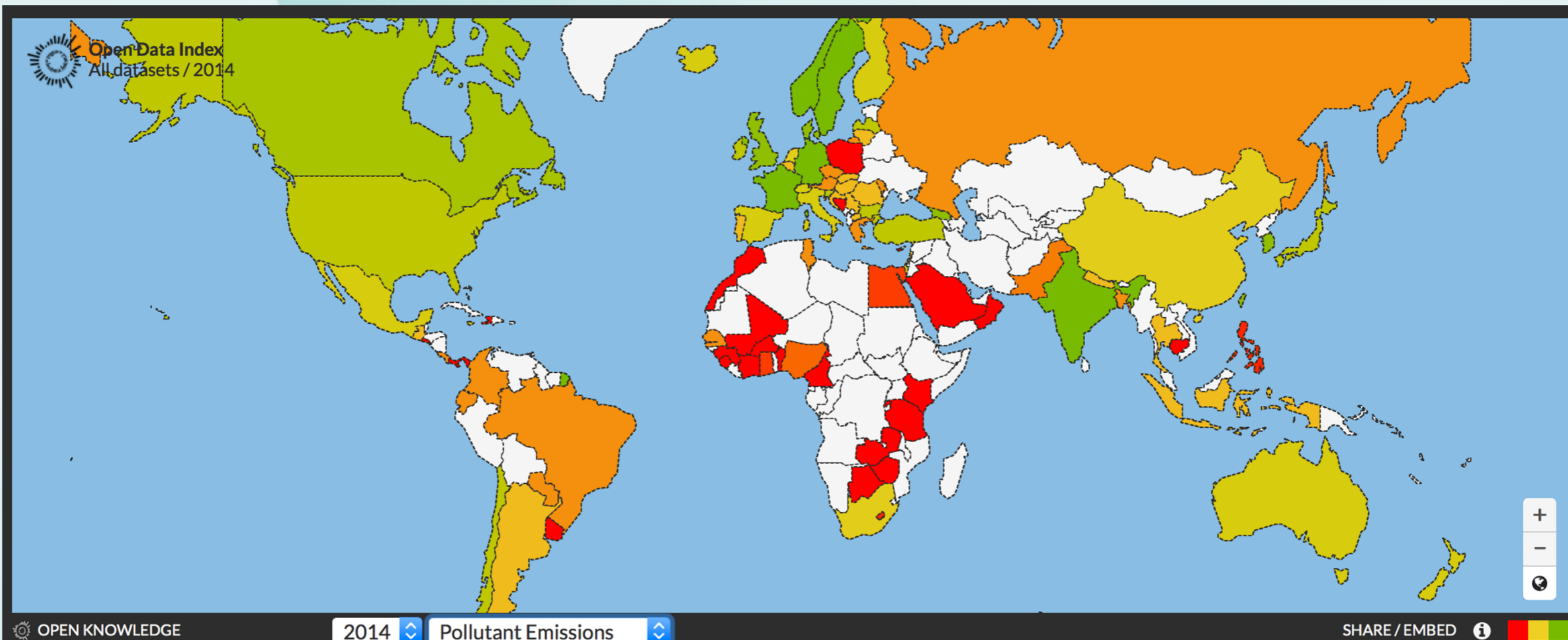
Source: <http://index.okfn.org/>; Date: 2015-07-20

The Open Data Index is an initiative lead by Open Knowledge in conjunction with the global open data community.



Source: <http://index.okfn.org/>; Date: 2015-07-20

The Open Data Index is an initiative lead by Open Knowledge in conjunction with the global open data community.



Source: <http://index.okfn.org/>; Date: 2015-07-20

The Open Data Index is an initiative lead by Open Knowledge in conjunction with the global open data community.



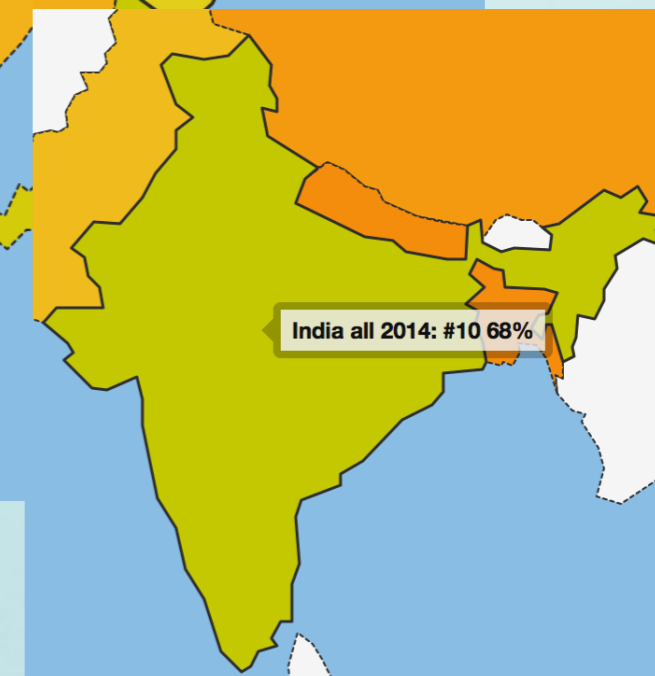
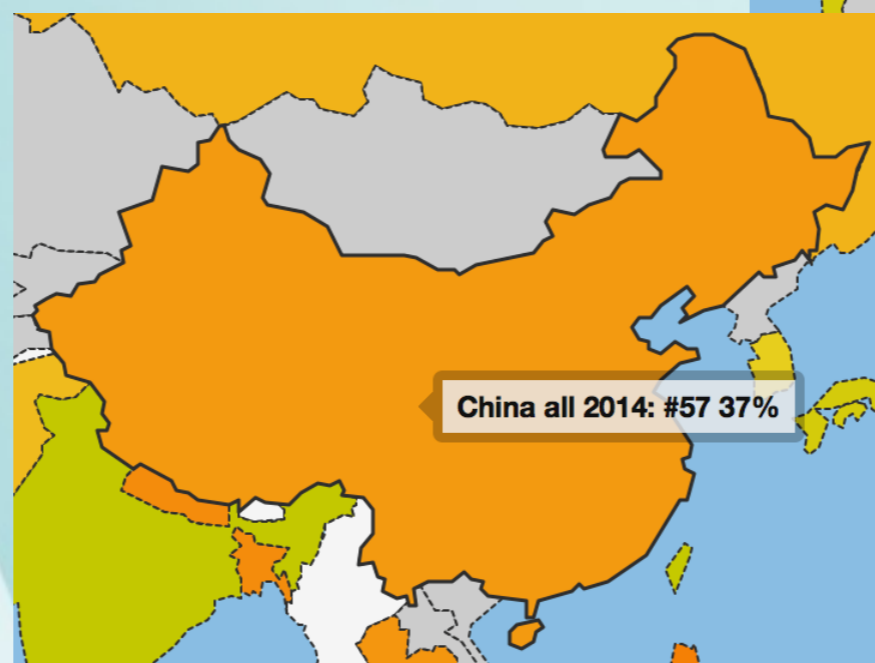
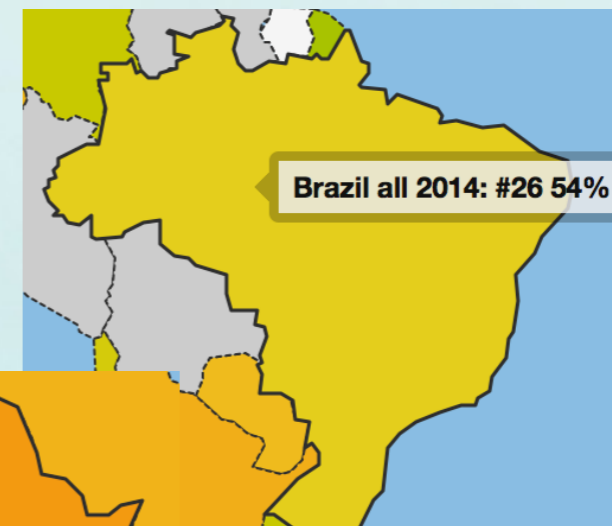
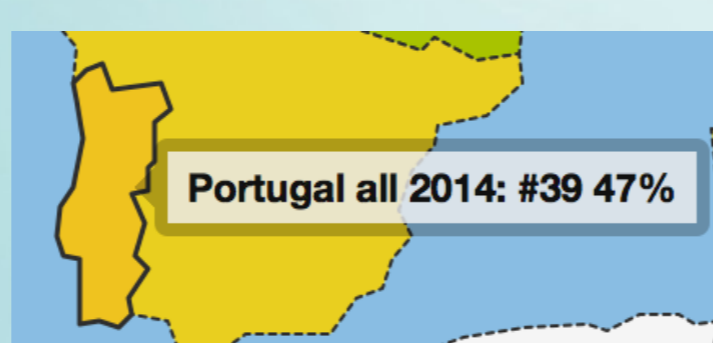
Rank	Place	Transport Timetables	Government Budget	Government Spending	Election Results	Company Register	National Map	National Statistics	Legislation	Postcodes / Zipcodes	Pollutant Emissions	Score
1	United Kingdom	██████████	███████████	██████████	██████████	██████████	██████████	███████████	██████████	██████████	███████████	97%
2	Denmark	███████████	██████████	███████████	██████████	███████████	██████████	███████████	███████████	██████████	███████████	83%
3	France	███████████	██████████	███████████	██████████	███████████	██████████	██████████	███████████	██████████	██████████	80%
4	Finland	██████████	███████████	███████████	██████████	███████████	██████████	██████████	███████████	███████████	███████████	73%
5	Australia	███████████	██████████	███████████	██████████	███████████	██████████	██████████	███████████	███████████	███████████	72%
5	New Zealand	███████████	██████████	███████████	██████████	███████████	██████████	██████████	██████████	███████████	███████████	72%
7	Norway	███████████	███████████	███████████	██████████	██████████	██████████	██████████	███████████	███████████	██████████	71%
8	United States	███████████	██████████	███████████	███████████	███████████	██████████	██████████	██████████	███████████	███████████	70%
9	Germany	███████████	██████████	███████████	██████████	███████████	██████████	██████████	██████████	███████████	██████████	69%
10	India	███████████	██████████	███████████	███████████	██████████	███████████	██████████	██████████	███████████	██████████	68%

Source: <http://index.okfn.org/>; Date: 2015-07-20

The Open Data Index is an initiative lead by Open Knowledge in conjunction with the global open data community.



- India - 12°
- Brazil - 26°;
- Portugal - 39°
- Russia - 45°
- Belgium - 53°
- China - 57°



Source: <http://index.okfn.org/>; Date: 2015-07-20

The Open Data Index is an initiative lead by Open Knowledge in conjunction with the global open data community.



Portugal is ranked #39 in the 2014 Index

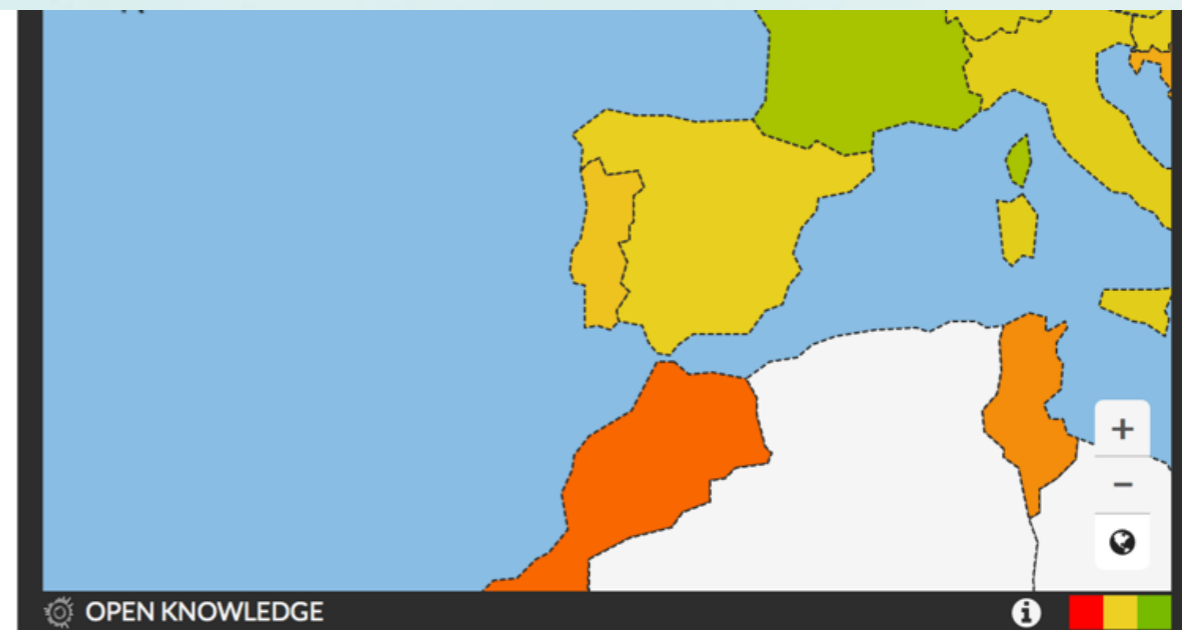


Portugal's overall Index ranking is down from #16 in 2013

See other years [2013](#)

Share or embed this page

[</> Embed](#)
[Twitter](#)
[Facebook](#)
[Google+](#)



Rank	Dataset	Breakdown	Location (URL)	Format	Info	Prev. (2013)	Score
1	National Map		http://www.igeo.pt/DadosAberto...	WMF, WMS, ...		#30 45%	100%
16	Government Spending		n/a	n/a		#3 95%	10%
23	National Statistics		http://www.ine.pt	Excel, CSV		#16 70%	70%
24	Transport Timetables		http://www.cp.pt/cp/displayPag...	online, ...		#13 45%	45%



Key: ■ Yes ■ No ■ Unsure ■ No data

[+ Add information](#)

Sort

- alphabetically
- by score

Real-Time Transit Annual Budget Expenditure (detailed) Election results Air Quality Transport Timetables Public Facilities Procurement contracts Traffic accidents Building permits Service Requests Business Permits Business Listings Total Score

Rank	City	Real-Time Transit	Annual Budget	Expenditure (detailed)	Election results	Air Quality	Transport Timetables	Public Facilities	Procurement contracts	Traffic accidents	Building permits	Service Requests	Business Permits	Business Listings	Total Score
1	Nottingham	Yes	Yes	Yes	Yes	Yes	Yes	Yes	Yes	No data	Yes	Yes	Yes	Yes	890
2	Cambridge	Yes	Yes	Yes	Yes	Yes	Yes	Yes	Yes	+ Add	Yes	+ Add	+ Add	+ Add	820
3	Leeds	Yes	Yes	Yes	Yes	Yes	Yes	Yes	Yes	Yes	Yes	+ Add	+ Add	+ Add	790
4	Manchester	+ Add	Yes	Yes	Yes	Yes	Yes	Yes	Yes	Yes	+ Add	+ Add	+ Add	+ Add	745
5	Bristol	Yes	Yes	Yes	Yes	Yes	Yes	Yes	Yes	Yes	Yes	Yes	Yes	Yes	705
6	Sheffield	Yes	Yes	Yes	Yes	Yes	Yes	Yes	Yes	+ Add	Yes	Yes	+ Add	+ Add	625
7	Oxford	Yes	Yes	Yes	Yes	Yes	Yes	Yes	Yes	+ Add	Yes	Yes	Yes	Yes	555
8	Birmingham	Yes	Yes	Yes	Yes	+ Add	Yes	Yes	+ Add	Yes	+ Add	+ Add	+ Add	+ Add	485
9	Liverpool	+ Add	Yes	Yes	Yes	Yes	Yes	Yes	Yes	+ Add	Yes	+ Add	+ Add	+ Add	455
10	London	Yes	+ Add	Yes	Yes	+ Add	Yes	+ Add	+ Add	Yes	+ Add	+ Add	+ Add	+ Add	445

Source: <http://gb-city.census.okfn.org/>; Date: 2015-07-20

The Open Data Index is an initiative lead by Open Knowledge in conjunction with the global open data community.





NUMBER OF PLACES **98** NUMBER OF DATASETS **872** NUMBER OF OPEN DATASETS **213** PERCENTAGE OPEN **24%**

Key: ■ Yes ■ No ■ Unsure ■ No data

[+ Add information](#) [+ Add new location](#)

Sort
 alphabetically
 by score

Asset Disclosure Budget Business Listings Campaign Finance Contributions Code Enforcement Violations Construction Permits Crime Lobbyist Activity Parcels Procurement Contracts Property Assessment Property Deeds Public Buildings Restaurant Inspections Service Requests (311) Spending Transit Zoning (GIS) Web Analytics Total Score

Rank	City	Asset Disclosure	Budget	Business Listings	Campaign Finance Contributions	Code Enforcement Violations	Construction Permits	Crime	Lobbyist Activity	Parcels	Procurement Contracts	Property Assessment	Property Deeds	Public Buildings	Restaurant Inspections	Service Requests (311)	Spending	Transit	Zoning (GIS)	Web Analytics	Total Score	
1	Los Angeles, CA	Yes	Yes	Yes	Yes	Yes	Yes	Yes	Yes	Yes	Yes	Yes	Yes	Yes	Yes	Yes	Yes	Yes	Yes	Yes	Yes	1765
2	New York City, NY	Yes	Yes	Yes	Yes	Yes	Yes	Yes	Yes	Yes	Yes	Yes	Yes	Yes	Yes	Yes	Yes	Yes	Yes	Yes	Yes	1645
3	San Francisco, CA	Yes	Yes	Yes	Yes	Yes	Yes	Yes	Yes	No data	Yes	Yes	Yes	Yes	Yes	Yes	Yes	Yes	Yes	Yes	Yes	1625
4	Boston, MA	Yes	Yes	Yes	Yes	Yes	Yes	Yes	Yes	Yes	Yes	Yes	Yes	Yes	Yes	Yes	Yes	Yes	Yes	Yes	Yes	1480
5	Philadelphia, PA	Yes	Yes	Yes	Yes	Yes	Yes	Yes	Yes	Yes	Yes	Yes	Yes	Yes	Yes	Yes	Yes	Yes	Yes	Yes	Yes	1475
6	Las Vegas, NV	Yes	Yes	Yes	Yes	Yes	Yes	Yes	Yes	Yes	Yes	Yes	Yes	Yes	Yes	Yes	Yes	Yes	Yes	Yes	Yes	1425
7	Asheville, NC	Yes	Yes	Yes	Yes	Yes	Yes	Yes	Yes	Yes	Yes	Yes	Yes	Yes	Yes	Yes	Yes	Yes	Yes	Yes	Yes	1220
8	Atlanta, GA	Yes	Yes	Yes	Yes	Yes	Yes	Yes	Yes	Yes	Yes	Yes	Yes	Yes	Yes	Yes	Yes	Yes	Yes	Yes	Yes	1215
9	Chicago, IL	Yes	Yes	Yes	Yes	Yes	Yes	Yes	Yes	Yes	Yes	Yes	Yes	Yes	Yes	Yes	Yes	Yes	Yes	Yes	Yes	1160
10	Sacramento, CA	Yes	Yes	Yes	Yes	Yes	Yes	Yes	Yes	Yes	Yes	Yes	Yes	Yes	Yes	Yes	Yes	Yes	Yes	Yes	Yes	1155
11	Salt Lake City, UT	Yes	Yes	Yes	Yes	Yes	Yes	Yes	Yes	Yes	Yes	Yes	Yes	Yes	Yes	Yes	Yes	Yes	Yes	Yes	Yes	1025
12	Washington, DC	Yes	Yes	Yes	Yes	Yes	Yes	Yes	Yes	Yes	Yes	Yes	Yes	Yes	Yes	Yes	Yes	Yes	Yes	Yes	Yes	1025

Source: <http://us-city.census.okfn.org/>; Date: 2015-07-20

The Open Data Index is an initiative lead by Open Knowledge in conjunction with the global open data community.





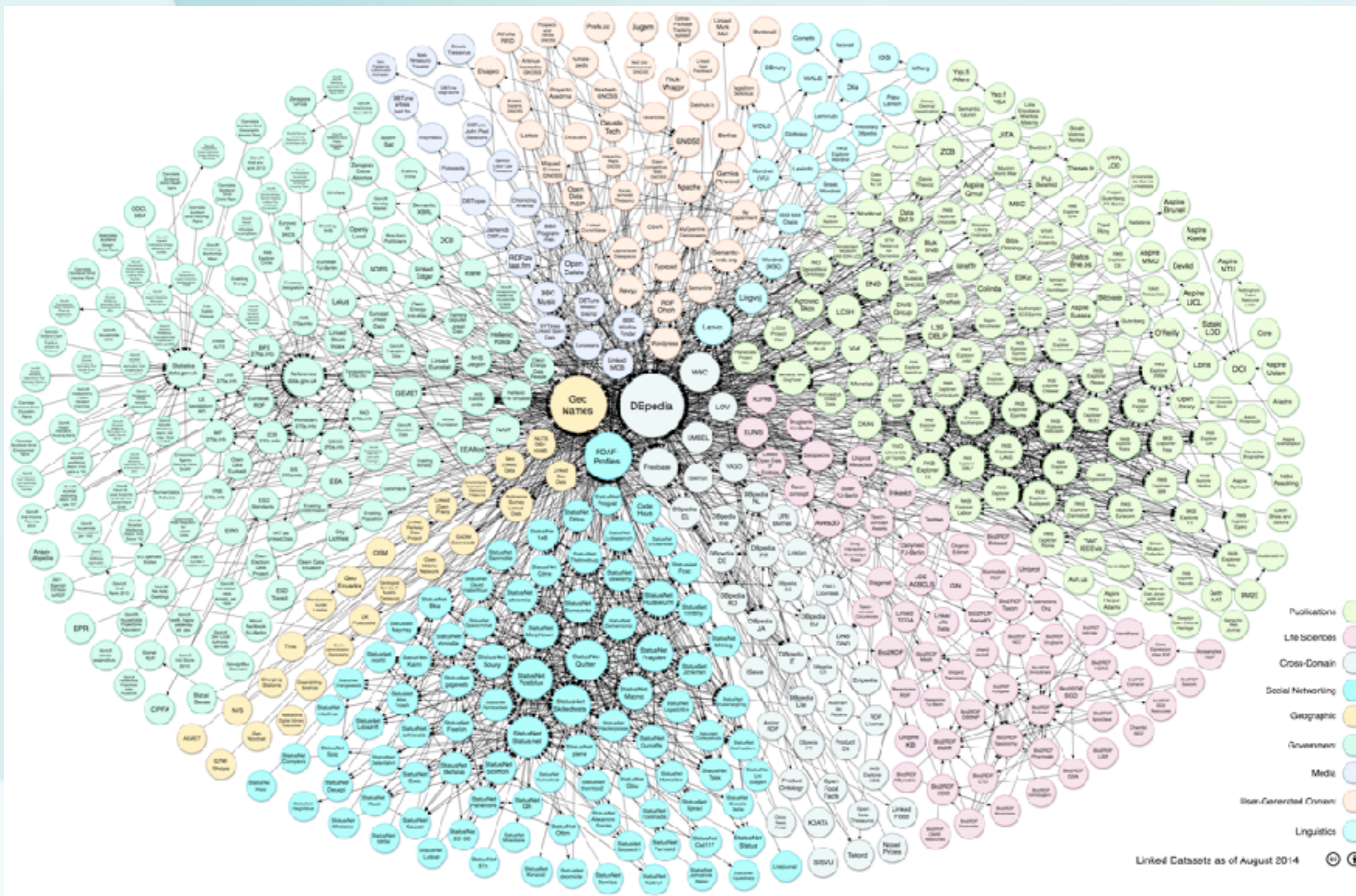
CENTROALGORITMI

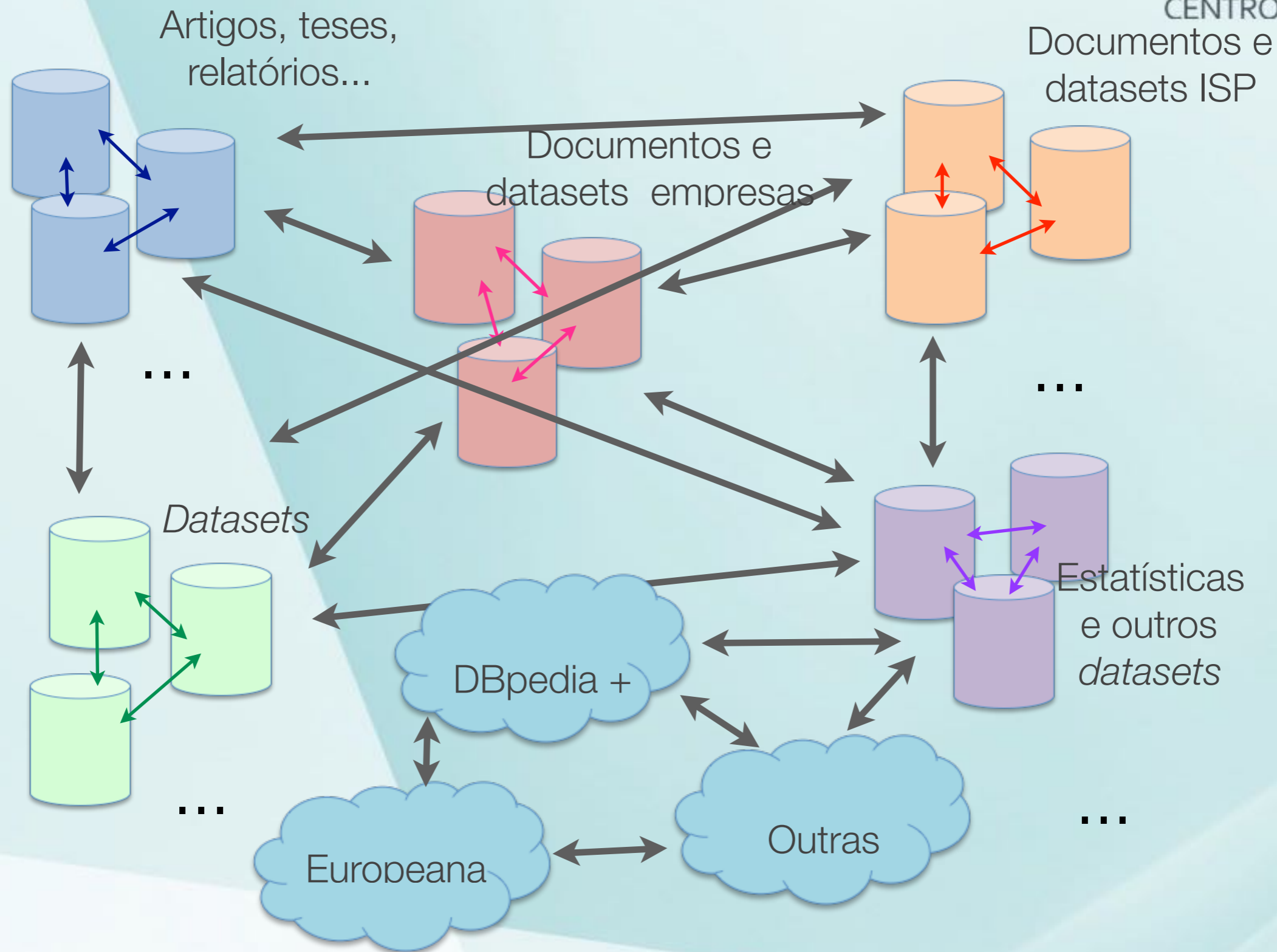
O que gostaríamos de ter

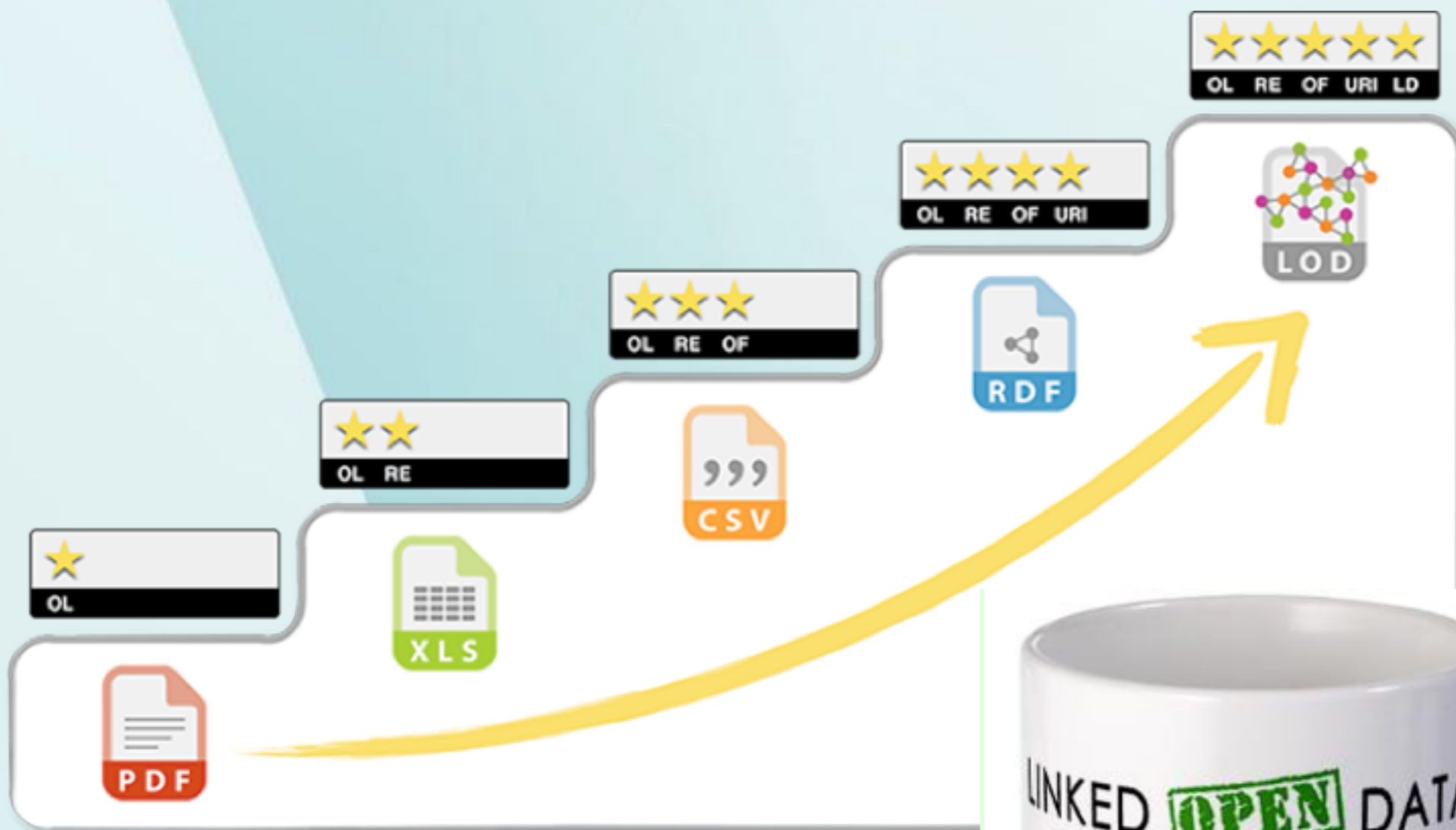


FCT Fundação para a Ciência e a Tecnologia
MINISTÉRIO DA CIÊNCIA, TECNOLOGIA E ENSINO SUPERIOR Portugal

amplificação de...







Portugal, Brazil, Japan median age

Examples > Random

Results:

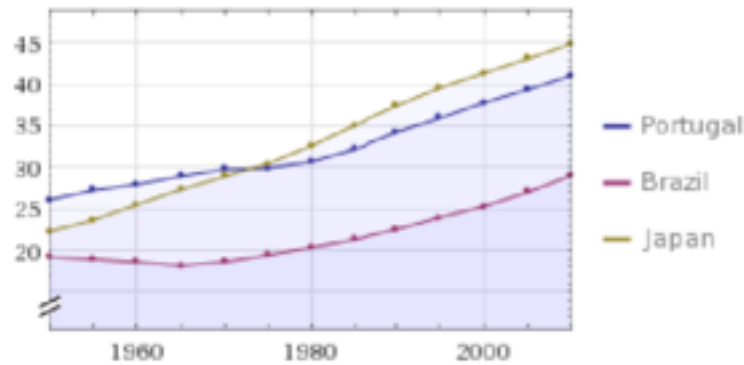
Portugal	41 years
Brazil	29 years
Japan	44.9 years

(2010 estimates)

Ranked values:

		visual	ratios	
1	Japan		1.55	1
2	Portugal		1.41	0.915
3	Brazil		1	0.647

Median age history:



(from 1950 to 2010) (in years)

Porto, Portugal to São Paulo, Brazil

Input interpretation:

Porto, Norte, Portugal to São Paulo

Distance:

8166 km (kilometers)

Direct travel times:

aircraft (550 mph)	9 hours 15 minutes
sound	6 hours 40 minutes
light in fiber	38 ms (milliseconds)
light in vacuum	27 ms (milliseconds)

(assuming constant-speed great-circle path)

compare Portugal and Brazil

Geographic properties:

	Portugal	Brazil
total area	92090 km ² (square kilometers) (world rank: 111 th)	8.515 × 10 ⁶ km ² (square kilometers) (world rank: 5 th)
land area	91470 km ² (square kilometers) (world rank: 110 th)	8.459 million km ² (square kilometers) (world rank: 5 th)
continent	Europe	South America

Cultural properties:

	Portugal	Brazil
languages	Portuguese (100%) Asturian (0.24%) Miranda do Douro (0.14%) Portuguese sign language (0.075%) Caló (0.047%) Romani Vlax	Portuguese (99%) Japanese (0.21%) Amapa Creole (0.013%) Ticuna (0.013%) Kepkiriwát (0%)
ethnic mix	Mediterranean (99%) other (1%) Africaa East European	white (38.5%) other

Demographics:

	Portugal	Brazil
population	10.7 million people (world rank: 81 st) (2014)	202 million people (world rank: 5 th) (2014)
population density	117 people/km ² (world rank: 97 th) (2015)	23.8 people/km ² (world rank: 189 th) (2015)
population growth	0.0486 %/yr (world rank: 205 th) (2013)	0.852 %/yr (world rank: 141 st) (2013)
life expectancy	79.9 years (world rank: 39 th) (2013)	73.9 years (world rank: 116 th) (2013)
median age	41 years (world rank: 14 th) (2010)	29 years (world rank: 82 nd) (2010)



CENTROALGORITMI

mas...



FCT Fundação para a Ciência e a Tecnologia
MINISTÉRIO DA CIÊNCIA, TECNOLOGIA E ENSINO SUPERIOR Portugal



- em alguns tipos de cálculos, as máquinas são bem mais velozes do que os humanos, mas...
- não têm grande capacidade de discernimento (certo/errado, bom/mau);
- têm dificuldade em “raciocinar” (p.ex., interpretar valores)



CENTROALGORITMI

Além de “abrir” os dados é necessário...



FCT Fundação para a Ciência e a Tecnologia
MINISTÉRIO DA CIÊNCIA, TECNOLOGIA E ENSINO SUPERIOR Portugal



Que os dados se possam compreender, processar e relacionar



estruturação

formatos comuns

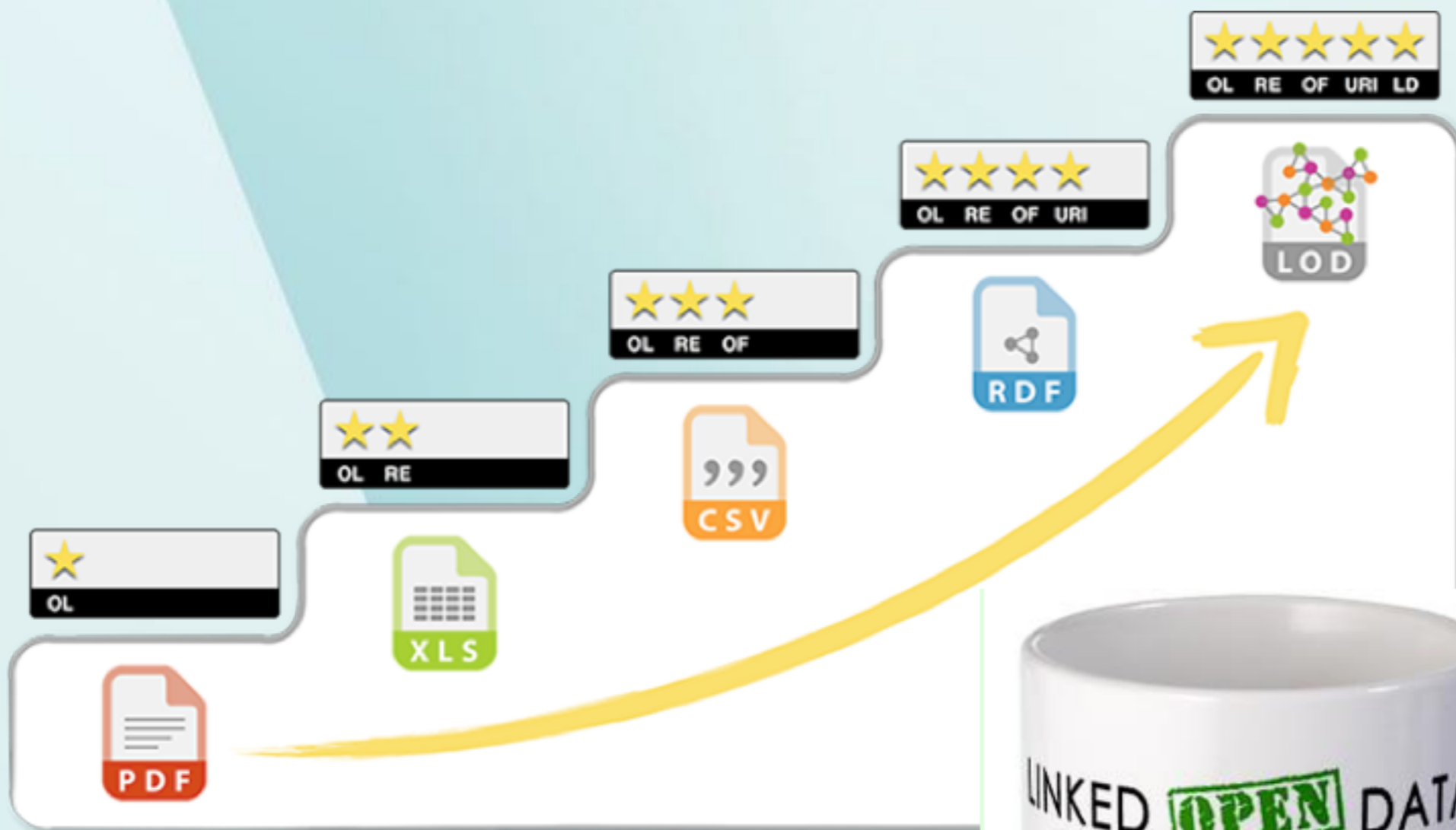
significado

interoperabilidade (sintática e semântica)

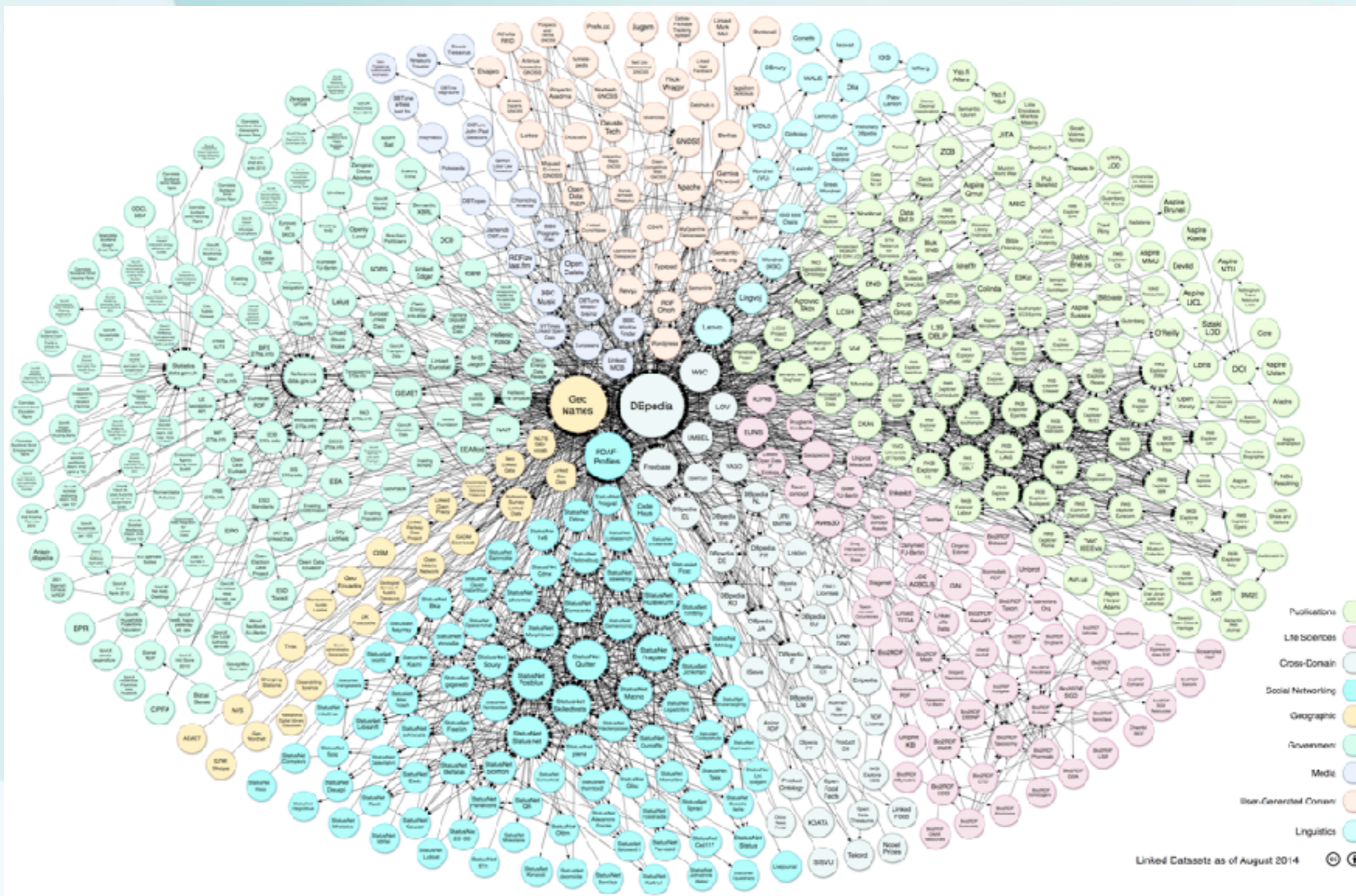


obediência a normas internacionais

Outros: certificação, direitos, privacidade, segurança,...



amplificação de...





CENTROALGORITMI

... de modo a:

Disponibilidade e acesso - custo e formato;

Reutilização e redistribuição - licenças e legibilidade por máquinas;

Participação universal - sem restrições.



CENTROALGORITMI

...porque queremos:

- Transparência;
- Libertar valor social e comercial;
- Participação e envolvimento.



CENTROALGORITMI

Desafios



FCT Fundação para a Ciência e a Tecnologia
MINISTÉRIO DA CIÊNCIA, TECNOLOGIA E ENSINO SUPERIOR Portugal



CENTROALGORITMI

Organizações: abertura dos dados seguindo as melhores práticas.

Sociedade: envolvimento, participação, exigência, cidadania

Cada cidadão: consciencialização do seu poder, do poder do seu envolvimento pessoal.

Cidadania activa, consciente e empenhada.



Obrigada.

